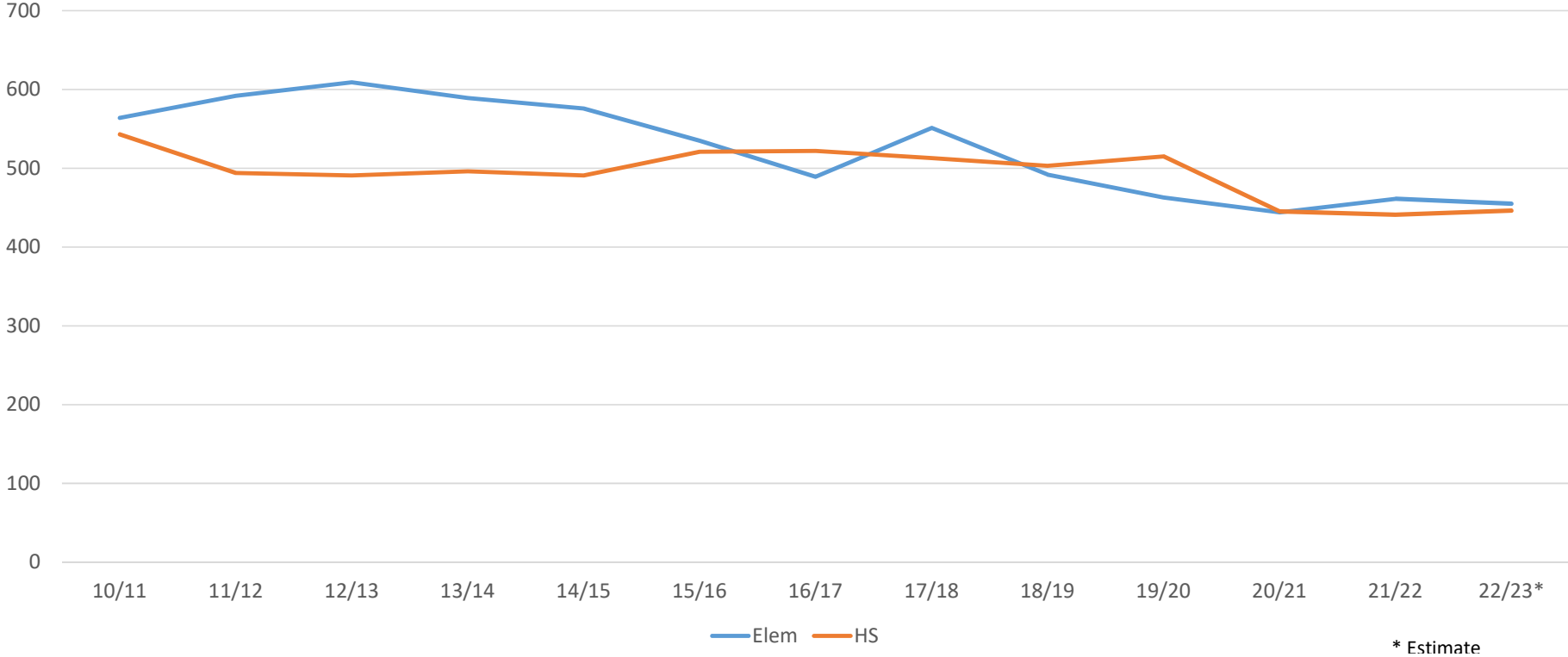


2022-2023 Preliminary Budget

Fort Cherry School
District
March 28, 2022



ENROLLMENT



2021/2022 Class Sizes – Elementary

Grade	Number of Students
K	65
1	61
2	64
3	64
4	76
5	60
6	71
Total	461

2021/2022 Class Sizes – Jr./Sr. High School

Grade	Number of Students
7	61
8	62
9	97
10	89
11	64
12	68
Total	441

2021/2022 Cyber/Charter Schools

21/22 Cyber Rates:

Reg Ed: \$15,243.33
Spec Ed : \$33,015.77

	# of students
Elementary	14
High School	20
FC Cyber	11

* 8 students are Special Ed (State Cyber)

2021/2022 SPECIAL EDUCATION

	Emotional Support	Learning Support	Life Skills	Vision	Hearing	Outplaced	Speech
Elementary Center	24	31	-	-	1	8	34
Jr./Sr. High School	36	53	5	-	-	13	3

2021/2022
22.5% District population is Special Ed.

2022/2023 Budget Highlights

- REVENUE

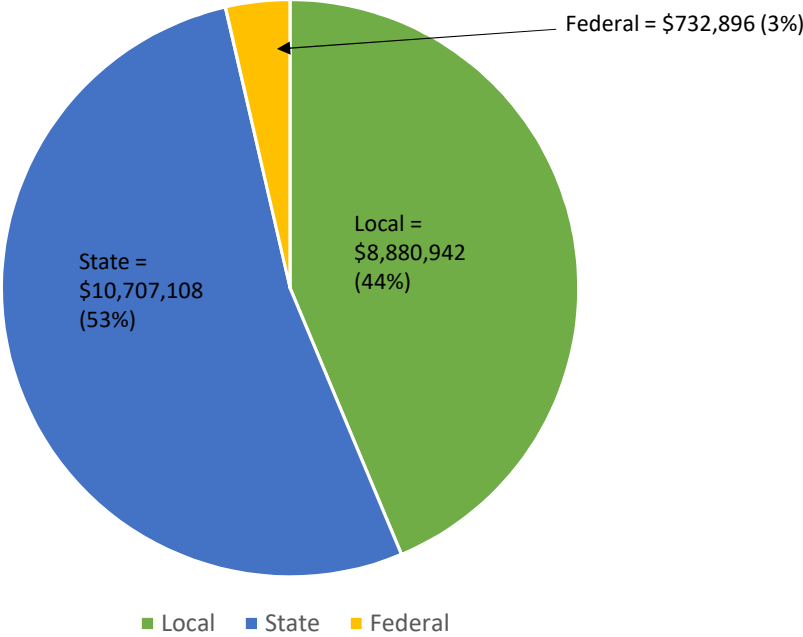
- Current assessed values increased by \$5,156,320 from 2021 (equates to roughly \$69,000 in tax dollars)
- State increased Basic Ed & Special Ed Funding by 20%
- State is reimbursing PSERS contributions around 52%
- Transportation subsidy payments are flat (no increase in 22/23)
- ARP ESSER is in Year 2 of funding

2022/2023 Budget Highlights

- EXPENDITURES

- Overall budget increase of 6.42% over prior year
- One Professional Employee Retiree
- Includes issuance of \$2 million bond
- 8% Healthcare increase
- Includes adding the Musical back in to the budget

2022/2023 Revenues



- Real Estate Taxes: District Perspective

Real Estate Millage Increase: * 1 mill = \$585,761	Fort Cherry School District ACT 1 index for 2022/2023 = 4.4%
Additional Real Estate revenue possible through tax increase. District can raise a maximum of 4.40% or .59113 mills	A maximum of \$346,260 in additional revenue

• Real Estate Taxes: Taxpayer Perspective

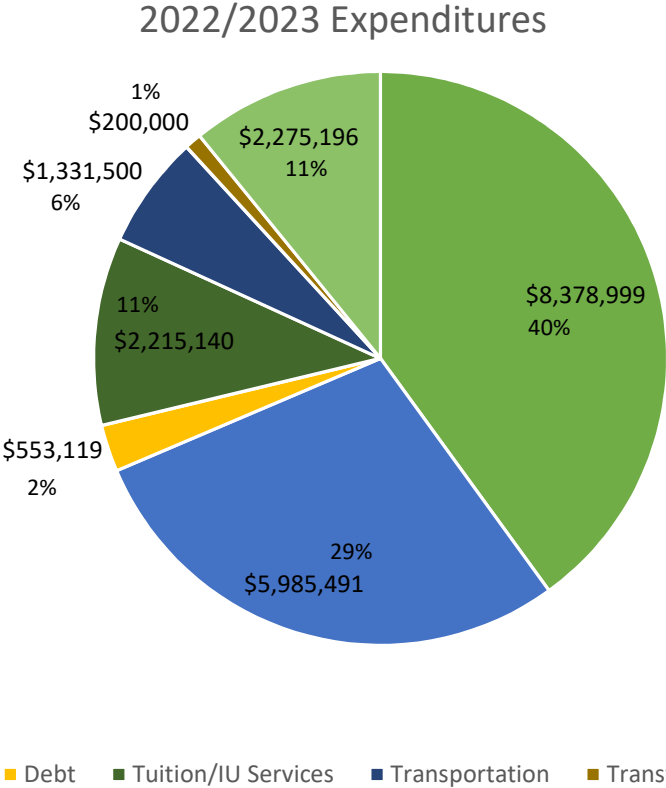
Real Estate Millage Increase: * Millage increased based on resident's assessed property value (District's avg. value per home = \$119,690)	\$100k value	\$150k value	\$200k value	\$400k value
Annual Tax Increase with 4.40% tax increase:	\$59.11	\$88.66	\$118.22	\$236.44
Real Estate Tax bill at 14.0258 mills: (without H/F Exclusion)	\$1,402.58	\$2,103.87	\$2,805.16	\$5,610.32

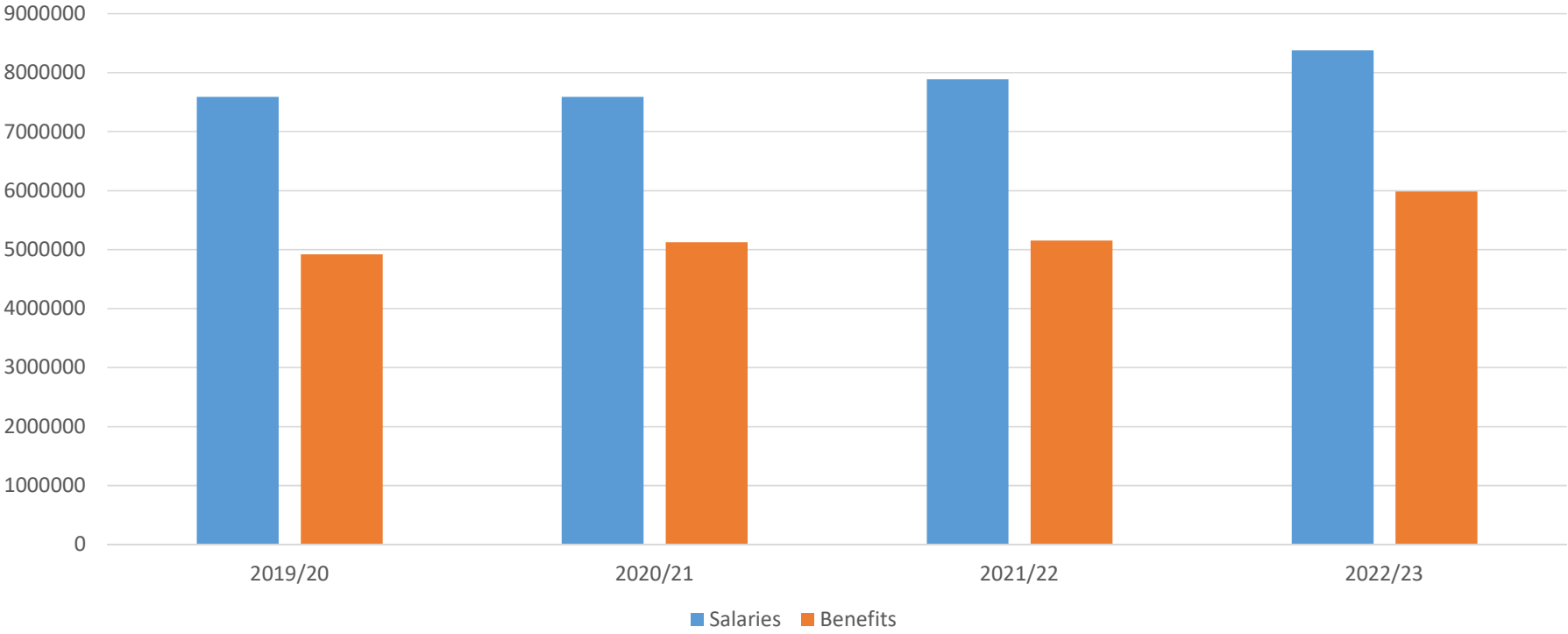
Fort Cherry School District's Largest Employers:

1. Golden Triangle Construction
2. Fort Cherry School District
3. Marathon Petroleum Logistics
4. Wasiks Market Inc.
5. Fort Cherry Ambulance
6. Revolution Energy Services, Inc.

Fort Cherry School District's Largest Taxpayers:

1. Fort Cherry School District: \$15,151,500 = \$0.00 in Tax Revenue
2. Hackers, Inc (Quicksilver): \$2,200,000 = \$29,556
3. McDonald Presbyterian Senior Housing: \$2,194,600 = \$0.00
4. Shrum Real Estate (Keepsake Arabians): \$1,960,400 = \$27,496
5. Hickory United Evangelical Church: \$1,898,900 = \$0.00
6. CTC Land Development: \$1,766,600 = \$23,734





	2022/2023 Budget Summary
Total Proposed Revenues	\$20,320,946
Total Proposed Expenditures	\$20,939,445
Proposed Budget Deficit	\$618,499

2022/2023 Bond Issue Projects

1. Cafeteria Roof Replacement	\$519,992
-------------------------------	-----------

Total Cost	\$519,992
------------	-----------

ARP ESSER III Funds:

1. Maintenance Supplies ~ \$150,000
2. Technology Supplies/Repairs ~ \$90,000
3. Two Mental Health (1 @ Elm and 1 @ HS) ~ \$110,000
4. Summer Programming ~ 24,770
5. FC Cyber (salaries & benefits) ~ \$66,200
6. Reading Specialist ~ \$81,950
7. After School Programming ~ 6,070

Fund Balance @ 6/30/2021

	GENERAL FUND	TECHNOLOGY FUND	CAPITAL PROJECTS FUND	BOND ISSUE 2019 FUND
Assigned: PSERS Rate Increases	\$1,450,000	–	–	–
Assigned: Deficit Budget	\$405,993	–	–	–
Unassigned	\$1,221,907	\$646,950	\$1,880,563	\$158,014
TOTAL Balance:	\$3,077,900	\$646,950	\$1,880,563	\$158,014

Board Considerations.....

1. Taxes:

- Raise taxes to the ACT 1 index: 4.40% ~ .59113 mills (Additional \$346k in Revenue)

2. Chromebook Fees

- Charge students \$40 and \$20 (Reduced Lunch) ~ \$21,280

