

County : Washington
AUN Number : 101632403
LEA Type : SD

LEA Name : Fort Cherry SD
Address : 110 Fort Cherry Road
Mc Donald , PA 15057

Annual Financial Report Accuracy Certification Statement

For Fiscal Year Ending

6/30/2018

Pennsylvania Department of Education


&

Office of Comptroller Operations

PDE-2056: Intermediate Unit

PDE-2057: School District, AVTS/CTC, Charter School,
and Special Program Jointure

CERTIFICATION: By signing this page I agree that the electronic data submitted is a complete and accurate statement of the financial operations and status of the local education agency for the fiscal year. It has been prepared in accordance with generally accepted accounting principles and established Commonwealth of PA reporting guidelines.



Chief School Administrator Signature

11/15/18

Date

11/16/18

Date



Board Secretary Signature

Jessica Drylie

Contact Person

(724)796-1551 Ext :2420

Contact Person Telephone Number

jdrylie@fortcherry.org

Contact Person E-mail Address

(724)796-0065

Contact Person Fax Number

Audit Certification

Annual Financial Report:

For Fiscal Year Ending 6/30/2018

(Pursuant to PA School Code Section 218(b))

LEA Name : Fort Cherry SD
AUN Number : 101632403
County : Washington

Audit Certification Due:
12/31/2018

This certification is applicable to the Annual Financial Report data submitted through the Consolidated Financial Reporting System on: 10/29/2018 Date

Auditing Firm:

Cottrill Arbutina & Associates
525 Third Street

Beaver , PA , 15009-

Auditor Contact Name: Joel Martin

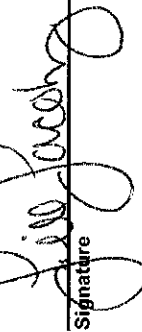
Auditor Phone: (724)683-3428

Auditor E-mail: jmartin@cottrillarbutina.com

Page 2

CERTIFICATION: By signing this page I agree that the financial statements of the school have been properly audited as noted above pursuant to Article XXIV, and in the auditor's professional opinion, the Annual Financial Report (PDE-2057) submitted on the date referenced is materially consistent with the audited financial statements.

Chief School Administrator


Signature

10/29/18
Date


Jessica Drylie

Contact Person

jdrylie@fortcherry.org

Contact Person E-mail Address

Board Secretary


Signature

10/29/18
Date

(724)796-1551

Ext :2420

Contact Person Telephone Number

(724)796-0065

Contact Person Fax Number

<u>Val Number</u>	<u>Description</u>	<u>Justification</u>
13045	REG: An amount has been reported in 5120 representing refunded bond payments, however, there is no amount reported in 9120 for refunded bond proceeds. Please correct or enter a justification. REG 5120, GOV Funds: \$117,920.66 REG 9120, GOV Funds: \$0.00	The refunding of the bonds were completed in SY 2016/2017; therefore, no proceeds are recognized in SY 17/18.
16015	REP Fund 51: Object 300 is greater than object 500. Purchased services for food service contracted services should be coded to objects 571 and 572. Correct or enter a justification. REP Fund 51 Object 300: \$2,005.00 REP Fund 51 Object 500: \$0.00	Expenditures in the 300's are for extermination services. We do not contract out our Food Service Dept.
30501	Revenue Detail: AFR amount must equal or exceed PDE FAI System amount. 7311, AFR Rev Detail: \$515,706.42 7311, PDE FAI System: \$611,728.68	Received the 15/16 balance in SY 17/18.
42330	Expenditure Detail: AFR amount must equal or exceed PDE FAI System amount. 1000-562, AFR Exp Detail: \$323,808.23 1000-562, PDE FAI System: \$324,155.82	The FAI amount includes expenditures that were for the prior year.
50460	SESS - 2420 Medical Services: SESS Schedule amounts for Special Education vary from prior year by 40% or more. Correct the data or enter a justification. SESS Schedule 2420: \$112.00 Prior Year SESS Schedule 2420: \$0.00	2017/2018 is the first school year that outside physicians bill us for physicals that they perform on our students who can't pay for the physical themselves.
50480	SESS - 2700 Student Transportation Services: SESS Schedule amounts for Special Education vary from prior year by 40% or more. Correct the data or enter a justification. SESS Schedule 2700: \$150,570.10 Prior Year SESS Schedule 2700: \$68,587.22	The outplaced Special Ed need was greater in 17/18 therefore, we incurred more transportation costs for our Special Ed students.

Amounts Expressed in Whole Dollars	<u>General Fund</u> <u>(10)</u>	<u>Public Purpose Trust</u> <u>(27)</u>	<u>Other Compt Approved</u> <u>(28)</u>	<u>Athletic / Activity</u> <u>(29)</u>	<u>Capital Reserve (690.</u> <u>1850)</u> <u>(31)</u>
Assets And Deferred Outflows Of Resources					
Assets					
0100 Cash and Cash Equivalents	4,991,400	5,643			
0110 Investments					
0120 Taxes Receivable	485,995				
0130 Due From Other Funds					
0141 Due From Other Governments					
0142 State Revenue Receivable	544,419				
0143 Federal Revenue Receivable	49,344				
0145 Other Intergovernmental Revenue Receivable					
0146 Due from Primary Government					
0147 Due from Component Unit					
0150 Other Receivables	83,824				
0170 Inventories					
0180 Prepaid Expenses (Expenditures)					
0190 Other Current Assets					
Total Assets	\$6,154,982	\$5,643			
0910 Deferred Outflows of Resources					
Total Assets And Deferred Outflows Of Resources	\$6,154,982	\$5,643			

Amounts Expressed in Whole Dollars

	<u>Capital Reserve (1431)</u> <u>(32)</u>	<u>Other Capital Projects</u> <u>Fund</u> <u>(39)</u>	<u>Debt Service</u> <u>(40)</u>	<u>Permanent</u> <u>(90)</u>	<u>Total Governmental</u> <u>Funds</u>
Assets And Deferred Outflows Of Resources					
Assets					
0100 Cash and Cash Equivalents	231,015				5,228,058
0110 Investments	180,221				180,221
0120 Taxes Receivable					485,995
0130 Due From Other Funds	800,000				800,000
0141 Due From Other Governments					
0142 State Revenue Receivable					544,419
0143 Federal Revenue Receivable					49,344
0145 Other Intergovernmental Revenue Receivable					
0146 Due from Primary Government					
0147 Due from Component Unit					
0150 Other Receivables					83,824
0170 Inventories					
0180 Prepaid Expenses (Expenditures)					
0190 Other Current Assets					
Total Assets	\$1,211,236				\$7,371,861
0910 Deferred Outflows of Resources					
Total Assets And Deferred Outflows Of Resources	\$1,211,236				\$7,371,861

Amounts Expressed in Whole Dollars

	<u>General Fund</u> <u>(10)</u>	<u>Public Purpose Trust</u> <u>(27)</u>	<u>Other Compt Approved</u> <u>(28)</u>	<u>Athletic / Activity</u> <u>(29)</u>	<u>Capital Reserve (690.</u> <u>1850)</u> <u>(31)</u>
Liabilities And Deferred Inflows Of Resources And Fund Balances					
Liabilities					
0400 Due to Other Funds	800,000				
0411 Due to Other Governments					
0412 Due to Primary Government					
0413 Due to Component Unit					
0420 Accounts Payable	102,655				
0430 Contracts Payable					
0440 Current Portion of Long-Term Debt					
0450 Short-Term Payables					
0461 Accrued Salaries and Benefits	1,142,553				
0462 Payroll Deductions and Withholding	594,285				
0480 Unearned Revenues	294,628				
0490 Other Current Liabilities					
Total Liabilities	\$2,934,121				
0950 Deferred Inflows of Resources					
Fund Balances					
0810 Nonspendable Fund Balance					
0820 Restricted Fund Balance			5,643		
0830 Committed Fund Balance					
0840 Assigned Fund Balance	1,968,811				
0850 Unassigned Fund Balance	1,252,050				
Total Fund Balances	\$3,220,861		\$5,643		
Total Liabilities, Deferred Inflows Of Resources And Fund Balances	\$6,154,982		\$5,643		

Amounts Expressed in Whole Dollars

<u>Capital Reserve (1431)</u>	<u>Other Capital Projects</u>	<u>Debt Service</u>	<u>Permanent</u>	<u>Total Governmental</u>
<u>(32)</u>	<u>Fund</u>	<u>(40)</u>	<u>(90)</u>	<u>Funds</u>
	<u>(39)</u>			

Liabilities And Deferred Inflows Of Resources And Fund Balances

Liabilities				
0400	Due to Other Funds			800,000
0411	Due to Other Governments			
0412	Due to Primary Government			
0413	Due to Component Unit			
0420	Accounts Payable			102,655
0430	Contracts Payable			
0440	Current Portion of Long-Term Debt			
0450	Short-Term Payables			
0461	Accrued Salaries and Benefits			1,142,553
0462	Payroll Deductions and Withholding			594,285
0480	Unearned Revenues			294,628
0490	Other Current Liabilities			
Total Liabilities				\$2,934,121
0950	Deferred Inflows of Resources			
Fund Balances				
0810	Nonspendable Fund Balance			
0820	Restricted Fund Balance			5,643
0830	Committed Fund Balance			
0840	Assigned Fund Balance	1,211,236		3,180,047
0850	Unassigned Fund Balance			1,252,050
Total Fund Balances				\$4,437,740
Total Liabilities, Deferred Inflows Of Resources And Fund Balances				\$7,371,861

Amounts Expressed in Whole Dollars	<u>General Fund</u> <u>(10)</u>	<u>Public Purpose Trust</u> <u>(27)</u>	<u>Other Compt Approved</u> <u>(28)</u>	<u>Athletic / Activity</u> <u>(29)</u>	<u>Capital Reserve (690.</u> <u>1850)</u> <u>(31)</u>
Revenues					
6000 Revenue from Local Sources	7,677,693	65			
7000 Revenue from State Sources	10,121,785				
8000 Revenue from Federal Sources	232,089				
Total Revenues	\$18,031,567	\$65			
Expenditures					
1000 Instruction	10,402,003				
2000 Support Services	5,881,104				
3000 Operation of Non-Instructional Services	411,901				
4000 Facilities Acquisition, Construction and Improvement Services					
5110 Debt Service	139,050				
5130 Refund of Prior Year Revenues / Receipts					
Total Expenditures	\$16,834,058				
Excess (Deficiency) Of Revenues Over Expenditures	\$1,197,509	\$65			
Other Financing Sources (Uses)					
9110 Face Value of Bonds Issued					
9120 Proceeds from Refunding of Bonds					
9130 Bond Premiums					
9200 Proceeds from Extended-Term Financing					
9300 Interfund Transfers - IN					
9400 Sale of or Compensation for Loss of Fixed Assets					
9710 Transfers from Component Units					
9720 Transfers from Primary Governments					
9910 Other Financing Sources Not Listed in the 9000 Series					
9990 Insurance Recoveries					
5120 Debt Service – Refunded Bonds	117,921				
5150 Bond Discounts					
5200 Interfund Transfers – Out	828,751				
5300 Transfers Out to Component Units/Primary Governments					
Total Other Financing Sources (Uses)	(\$946,672)				

Amounts Expressed in Whole Dollars	<u>Capital Reserve (1431)</u> <u>(32)</u>	<u>Other Capital Projects</u> <u>Fund</u> <u>(39)</u>	<u>Debt Service</u> <u>(40)</u>	<u>Permanent</u> <u>(90)</u>	<u>Total Governmental</u> <u>Funds</u>
Revenues					
6000 Revenue from Local Sources	3,642				7,681,400
7000 Revenue from State Sources					10,121,785
8000 Revenue from Federal Sources					232,089
Total Revenues	\$3,642				\$18,035,274
Expenditures					
1000 Instruction					10,402,003
2000 Support Services					5,881,104
3000 Operation of Non-Instructional Services					411,901
4000 Facilities Acquisition, Construction and Improvement Services	17,261				17,261
5110 Debt Service					139,050
5130 Refund of Prior Year Revenues / Receipts					
Total Expenditures	\$17,261				\$16,851,319
Excess (Deficiency) Of Revenues Over Expenditures	(\$13,619)				\$1,183,955
Other Financing Sources (Uses)					
9110 Face Value of Bonds Issued					
9120 Proceeds from Refunding of Bonds					
9130 Bond Premiums					
9200 Proceeds from Extended-Term Financing					
9300 Interfund Transfers - IN	700,000				700,000
9400 Sale of or Compensation for Loss of Fixed Assets					
9710 Transfers from Component Units					
9720 Transfers from Primary Governments					
9910 Other Financing Sources Not Listed in the 9000 Series					
9990 Insurance Recoveries					
5120 Debt Service – Refunded Bonds					117,921
5150 Bond Discounts					
5200 Interfund Transfers – Out					828,751
5300 Transfers Out to Component Units/Primary Governments					
Total Other Financing Sources (Uses)	\$700,000				(\$246,672)

Amounts Expressed in Whole Dollars	<u>General Fund</u> <u>(10)</u>	<u>Public Purpose Trust</u> <u>(27)</u>	<u>Other Compt Approved</u> <u>(28)</u>	<u>Athletic / Activity</u> <u>(29)</u>	<u>Capital Reserve</u> (690. <u>1850</u> <u>(31)</u>
Special And Extraordinary Items					
9920 Special Items – Gains					
9930 Extraordinary Items – Gains					
5520 Special Items – Losses					
5530 Extraordinary Items – Losses					
Net Change In Fund Balances	\$250,837	\$65			
Fund Balance					
0001 Fund Balance - Beginning of Fiscal Year	2,970,025	5,578			
Fund Balance - End Of Year	\$3,220,862	\$5,643			

Amounts Expressed in Whole Dollars	<u>Capital Reserve (1431)</u> <u>(32)</u>	<u>Other Capital Projects</u> <u>Fund</u> <u>(39)</u>	<u>Debt Service</u> <u>(40)</u>	<u>Permanent</u> <u>(90)</u>	<u>Total Governmental</u> <u>Funds</u>
Special And Extraordinary Items					
9920 Special Items – Gains					
9930 Extraordinary Items – Gains					
5520 Special Items – Losses					
5530 Extraordinary Items – Losses					
Net Change In Fund Balances	\$686,381				\$937,283
Fund Balance					
0001 Fund Balance - Beginning of Fiscal Year	524,856				3,500,459
Fund Balance - End Of Year	\$1,211,237				\$4,437,742

Amounts Expressed in Whole Dollars	<u>Food Service</u> <u>(51)</u>	<u>Child Care</u> <u>Operations</u> <u>(52)</u>	<u>Other Enterprise</u> <u>(58)</u>	<u>TOTAL</u>	<u>Internal Service</u> <u>(60)</u>
Assets And Deferred Outflows Of Resources					
Current Assets					
0100 Cash and Cash Equivalents	209,520			209,520	
0110 Investments					
0130 Due From Other Funds					
0141 Due From Other Governments					
0142 State Revenue Receivable					
0143 Federal Revenue Receivable					
0146 Due from Primary Government					
0147 Due from Component Unit					
0150 Other Receivables					
0170 Inventories	25,154			25,154	
0180 Prepaid Expenses (Expenditures)					
0190 Other Current Assets					
Total Current Assets	\$234,674			\$234,674	
Noncurrent Assets					
0211 Land					
0212 Site Improvements (Net)					
0220 Buildings and Building Improvements (Net)					
0230 Machinery, Equipment and Furniture (Net)	158,788			158,788	
0250 Construction in Progress					
0260 Long Term Prepayments					
0290 Other Noncurrent Assets					
Total Noncurrent Assets	\$158,788			\$158,788	
0910 Deferred Outflows of Resources	150,110			150,110	
Total Assets And Deferred Outflows Of Resources	\$543,572			\$543,572	

Amounts Expressed in Whole Dollars	<u>Food Service</u> (51)	<u>Child Care</u> <u>Operations</u> (52)	<u>Other Enterprise</u> (58)	<u>TOTAL</u>	<u>Internal Service</u> (60)
Liabilities And Deferred Inflows Of Resources And Net Position					
Current Liabilities					
0400 Due to Other Funds					
0411 Due to Other Governments					
0413 Due to Component Unit					
0420 Accounts Payable	185			185	
0430 Contracts Payable					
0440 Current Portion of Long-Term Debt	116,427			116,427	
0450 Short-Term Payables					
0461 Accrued Salaries and Benefits					
0462 Payroll Deductions and Withholding					
0480 Unearned Revenues	14,422			14,422	
0490 Other Current Liabilities	8,493			8,493	
Total Current Liabilities	\$139,527			\$139,527	
Noncurrent Liabilities					
0510 Bonds Payable					
0520 Extended-Term Financing Agreements Payable					
0530 Lease-Purchase Obligations					
0540 Accumulated Compensated Absences					
0550 Authority Lease Obligations					
0560 Other Post-Employment Benefits (OPEB)					
0570 Net Pension Liability	891,303			891,303	
0599 Other Noncurrent Liabilities					
Total Noncurrent Liabilities	\$891,303			\$891,303	
Total Liabilities	\$1,030,830			\$1,030,830	
0950 Deferred Inflows of Resources	13,290			13,290	
Net Position					
0791 Net Investment in Capital Assets	158,788			158,788	
0008 Restricted Net Position (0792 – 0798)					
0799 Unrestricted Net Position	(659,336)			(659,336)	
Total Net Position	(\$500,548)			(\$500,548)	
Total Liabilities And Deferred Inflows Of Resources And Net Position	\$543,572			\$543,572	

Amounts Expressed in Whole Dollars	<u>Food Service</u> <u>(51)</u>	<u>Child Care Operations</u> <u>(52)</u>	<u>Other Enterprise</u> <u>(58)</u>	<u>TOTAL</u>	<u>Internal Service</u> <u>(60)</u>
Operating Revenues					
6600 Food Service Revenue	322,294			322,294	
0071 Charges for Services					
0072 Other Operating Revenue					
Total Operating Revenues	\$322,294			\$322,294	
Operating Expenses					
100 Personnel Services – Salaries	303,476			303,476	
200 Personnel Services – Employee Benefits	260,272			260,272	
300 Purchased Professional and Technical Services	2,005			2,005	
400 Purchased Property Services	7,214			7,214	
500 Other Purchased Services					
600 Supplies	269,762			269,762	
740 Depreciation	25,215			25,215	
810 Dues and Fees					
890 Miscellaneous Expenditures	2,338			2,338	
Total Operating Expenses	\$870,282			\$870,282	
Operating Income (Loss)	(\$547,988)			(\$547,988)	
Non Operating Revenues (Expenses)					
6500 Earnings on Investments	2,313			2,313	
6920 Contributions and Donations from Private Sources					
6930 Gains or Losses on Sale of Fixed Assets					
6991 Refunds of a Prior Year Expenditure					
7000 Revenue from State Sources	73,555			73,555	
8000 Revenue from Federal Sources	304,290			304,290	
820 Claims and Judgments Against the LEA					
830 Interest					
TOTAL Non Operating Revenues (Expenses)	\$380,158			\$380,158	
Income (Loss) Before Contributions And Transfers	(\$167,830)			(\$167,830)	

Amounts Expressed in Whole Dollars	<u>Food Service</u> <u>(51)</u>	<u>Child Care Operations</u> <u>(52)</u>	<u>Other Enterprise</u> <u>(58)</u>	<u>TOTAL</u>	<u>Internal Service</u> <u>(60)</u>
Contributions, Transfers, and Special and Extraordinary Items					
5200 Interfund Transfers – Out					
5300 Transfers Out to Component Units/Primary Governments					
5520 Special Items – Losses					
5530 Extraordinary Items – Losses					
9300 Interfund Transfers - IN	128,751			128,751	
9500 Capital Contributions	8,066			8,066	
9700 Transfers IN From Component Units/Primary Governments					
9920 Special Items – Gains					
9930 Extraordinary Items – Gains					
Change In Net Position	(\$31,013)			(\$31,013)	
0002 Net Position - Beginning of Fiscal Year	(469,535)			(469,535)	
0003 Accounting Changes / Residual Equity Transfers					
Net Position - End Of Year	(\$500,548)			(\$500,548)	

Amounts Expressed in Whole Dollars	<u>Food Service</u> <u>(51)</u>	<u>Child Care Operations</u> <u>(52)</u>	<u>Other Enterprise</u> <u>(58)</u>	<u>TOTAL</u>	<u>Internal Service(60)</u>
Cash Flows From Operating Activities					
0011 Cash Receipts From Users	322,294			322,294	
0012 Cash Receipts From Assessments Made to Other Funds					
0013 Cash Receipts From Earnings on Investments					
0014 Cash Receipts From Other Operating Revenue					
0015 Cash Payments To Employees For Services	516,382			516,382	
0016 Cash Payments For Insurance Claims					
0017 Cash Payments To Suppliers For Goods and Services	282,488			282,488	
0018 Cash Payments For Other Operating Expenses					
Net Cash Provided By (Used For) Operating Activities	(\$476,576)			(\$476,576)	
Cash Flows From Non-Capital Financing Activities					
0021 Receipts From Local Sources - 6000					
0022 Receipts From State Sources - 7000	75,977			75,977	
0023 Receipts From Federal Sources -8000	335,809			335,809	
0024 Notes and Loans Received (Repaid)					
0025 Interest Paid on Notes/Loans - 5100-830					
0026 Operating Transfers In (Out)/Residual Equity Trans					
0027 Operating Transfers In (Out) Primary Government / Comp Unit	128,751			128,751	
0028 Receipts From Refund of Prior Year Expenditures - 6991					
0029 Special and Extraordinary Gains (losses)					
0030 Receipts from Insurance Recoveries -9990					
Net Cash Prov By (Used for) Non-Capital Financing Activities	\$540,537			\$540,537	
Cash Flows From Capital and Related Financing Activities					
0031 Payments For Fac Acq, Const, and Imp - 4000	(8,066)			(8,066)	
0032 Gain / (Loss) on Sale of Fixed Assets - 6930					
0033 Proceeds From Extended Term Financing - 9200					
0034 Principal Paid on Financing Agreements					
0035 Interest Paid on Financing Agreements - 5100-830					
0036 (Inc) Dec in Contributed Capital	8,066			8,066	
Net Cash Prov By (Used for) Capital and Related Financing Activities					
Cash Flows From Investing Activities					
0041 Earnings on Investments - 6500	2,313			2,313	
0042 Purchase of Inv Securities / Deposits to Inv Pools					
0043 Receipts From Investment Pool Withdrawals					
0044 Proceeds from Sale and Maturity of Inv Securities					

LEA : 101632403 Fort Cherry SD

Printed 11/26/2018 11:06:56 AM

0045 Loans Received (Paid)

Net Cash Prov By (Used for) Investing Activities	\$2,313	\$2,313
---	----------------	----------------

	<u>Food Service</u> <u>(51)</u>	<u>Child Care Operations</u> <u>(52)</u>	<u>Other Enterprise</u> <u>(58)</u>	<u>TOTAL</u>	<u>Internal Service</u> <u>(60)</u>
Net Increase (Decrease) in Cash Flows	66,274			66,274	
0004 Cash and Cash Equivalents Beginning of Year	143,246			143,246	
Cash and Cash Equivalents at Year End	\$209,520			\$209,520	
Reconciliation of Operating Income (Loss) To Net Cash Provided by (Used For) Operating Activities					
0005 Operating Income (Loss) per REP	(547,988)			(547,988)	
Adjustments					
0051 Depreciation and Net Amortization	25,215			25,215	
0052 Provision for Uncollectible Accounts					
0053 Other Adjustments					
Effect of Changes in Assets, Liabilities, Deferred Outflows and Deferred Inflows					
0054 (Inc) Dec In Accounts Receivable (0120-0150)					
0055 Advances to Other Funds (0160)					
0056 (Inc) Dec in Inventories (0170)	1,199			1,199	
0057 (Inc) Dec in Prepaid Expenses (0180)					
0058 (Inc) Dec in Other Current or Noncurrent Assets					
0064 Deferred Outflows (0910)	24,328			24,328	
0059 Inc (Dec) in Accounts Payable (0400-0450)	84			84	
0060 Inc (Dec) in Accrued Salaries/Benefits (0461)					
0065 Inc (Dec) in Net Pension Liabilities (0570)	47,119			47,119	
0066 Inc (Dec) in Other Postemp Benefit Oblig (0560)	1,178			1,178	
0061 Inc (Dec) in Payroll Deductions/Withholding (0462)					
0062 Inc (Dec) in Unearned Revenue (0480)	(2,452)			(2,452)	
0063 Inc (Dec) in Other Current or Noncurrent Liabilities	(30,828)			(30,828)	
0067 Deferred Inflows (0950)	5,569			5,569	
Total Adjustments	\$71,412			\$71,412	
Cash Provided By (Used for) Total	(\$476,576)			(\$476,576)	

COMBINED STATEMENT OF CASH FLOWS
SCHEDULE OF NONCASH INVESTING, CAPITAL, AND FINANCING ACTIVITIES

Explanation of Transaction and Balance Sheet Effect	Amount
Total	

LEA : 101632403 Fort Cherry SD

Printed 11/26/2018 11:06:57 AM

Amounts Expressed in Whole Dollars

	<u>Private Purpose Trust</u> (71)	<u>Investment Trust</u> (72)	<u>Pension Trust</u> (73)	<u>Activity</u> (81)
Assets And Deferred Outflows Of Resources				
Assets				
0100 Cash and Cash Equivalents		136		83,806
0110 Investments		29,039		
0130 Due From Other Funds				
0147 Due from Component Unit				
0150 Other Receivables				
0170 Inventories				
0180 Prepaid Expenses (Expenditures)				
0190 Other Current Assets				
0220 Buildings and Building Improvements (Net)				
0230 Machinery, Equipment and Furniture (Net)				
Total Assets		\$29,175		\$83,806
0910 Deferred Outflows of Resources				
Total Assets And Deferred Outflows Of Resources		\$29,175		\$83,806

LEA : 101632403 Fort Cherry SD

Printed 11/26/2018 11:06:57 AM

Amounts Expressed in Whole Dollars

	<u>Other Agency</u> <u>(89)</u>	<u>Discrete Component Units</u> <u>(98)</u>	<u>Discrete Component Units</u> <u>(99)</u>	<u>Total Fiduciary Funds</u>
Assets And Deferred Outflows Of Resources				
Assets				
0100 Cash and Cash Equivalents				83,942
0110 Investments				29,039
0130 Due From Other Funds				
0147 Due from Component Unit				
0150 Other Receivables				
0170 Inventories				
0180 Prepaid Expenses (Expenditures)				
0190 Other Current Assets				
0220 Buildings and Building Improvements (Net)				
0230 Machinery, Equipment and Furniture (Net)				
Total Assets				\$112,981
0910 Deferred Outflows of Resources				
Total Assets And Deferred Outflows Of Resources				\$112,981

LEA : 101632403 Fort Cherry SD

Printed 11/26/2018 11:06:57 AM

Amounts Expressed in Whole Dollars	<u>Private Purpose Trust</u> (71)	<u>Investment Trust</u> (72)	<u>Pension Trust</u> (73)	<u>Activity</u> (81)
Liabilities, Deferred Inflows Of Resources And Net Position				
Liabilities				
0400 Due to Other Funds				
0411 Due to Other Governments				
0412 Due to Primary Government				
0413 Due to Component Unit				
0420 Accounts Payable				
0430 Contracts Payable				
0450 Short-Term Payables				
0461 Accrued Salaries and Benefits				
0462 Payroll Deductions and Withholding				
0480 Unearned Revenues				
0490 Other Current Liabilities				83,806
Total Liabilities				\$83,806
0950 Deferred Inflows of Resources				
Net Position				
0791 Net Investment in Capital Assets				
0009 Restricted Net Position (0792 – 0798)	29,175			
0799 Unrestricted Net Position				
Total Net Position	\$29,175			
Total Liabilities, Deferred Inflows Of Resources And Net Position	\$29,175			\$83,806

LEA : 101632403 Fort Cherry SD

Printed 11/26/2018 11:06:57 AM

Amounts Expressed in Whole Dollars	<u>Other Agency</u> (89)	<u>Discrete Component Units</u> (98)	<u>Discrete Component Units</u> (99)	<u>Total Fiduciary Funds</u>
Liabilities, Deferred Inflows Of Resources And Net Position				
Liabilities				
0400 Due to Other Funds				
0411 Due to Other Governments				
0412 Due to Primary Government				
0413 Due to Component Unit				
0420 Accounts Payable				
0430 Contracts Payable				
0450 Short-Term Payables				
0461 Accrued Salaries and Benefits				
0462 Payroll Deductions and Withholding				
0480 Unearned Revenues				
0490 Other Current Liabilities				83,806
Total Liabilities				\$83,806
0950 Deferred Inflows of Resources				
Net Position				
0791 Net Investment in Capital Assets				
0009 Restricted Net Position (0792 – 0798)				29,175
0799 Unrestricted Net Position				
Total Net Position				\$29,175
Total Liabilities, Deferred Inflows Of Resources And Net Position				\$112,981

Amounts Expressed in Whole Dollars	<u>Private Purpose Trust</u> <u>(71)</u>	<u>Investment Trust</u> <u>(72)</u>	<u>Pension Trust</u> <u>(73)</u>	<u>Discrete Component</u> <u>Units</u> <u>(98)</u>	<u>Discrete Component</u> <u>Units</u> <u>(99)</u>	<u>Total Fiduciary</u> <u>Funds</u>
Additions						
0091 Gifts and Contributions						
0092 Other Additions	237					237
Deductions						
0093 Scholarships Awarded	1,500					1,500
0094 Other Deductions						
Change In Net Position	(\$1,263)					(\$1,263)
0006 Net Position – Beginning of Fiscal Year	30,438					30,438
0007 Net Position Held in Trust for Pension Benefits						
Net Position - End of Fiscal Year	\$29,175					\$29,175

	<u>Revenue Reported In Current Year</u>	<u>Current Year Tax Accrual</u>	<u>Prior Year Tax Accrual</u>	<u>Taxes Collected In Current Year</u>
<u>Revenue from Local Sources</u>				
6111 Current Real Estate Taxes	5,781,231.53			5,781,231.53
6112 Interim Real Estate Taxes	24,191.87			24,191.87
6113 Public Utility Realty Taxes	7,063.25			7,063.25
6120 Current Per Capita Taxes, Section 679	23,772.00			23,772.00
6141 Current Act 511 Per Capita Taxes	23,772.00			23,772.00
6151 Current Act 511 Earned Income Taxes	935,513.31			935,513.31
6153 Current Act 511 Real Estate Transfer Taxes	136,481.95			136,481.95
6411 Delinquent Real Estate Taxes	273,793.84			273,793.84
6431 Delinquent Act 1 Earned Income Taxes	35,455.45			35,455.45
6500 Earnings on Investments	62,677.18			
6700 Revenues from LEA Activities	23,104.53			
6821 State Revenue Received from Other Pennsylvania Public LEAs	1,128.00			
6832 Federal IDEA Revenue Received as Pass Through	226,670.87			
6910 Rentals	32,157.63			
6920 Contributions and Donations from Private Sources	7,218.00			
6941 Regular Day School Tuition	4,186.46			
6944 Receipts from Other LEAs in Pennsylvania - Education	58,115.73			
6991 Refunds of a Prior Year Expenditure	(4,745.03)			
6999 Other Revenues Not Specified Above	25,904.02			
TOTAL Revenue from Local Sources	\$7,677,692.59			\$7,241,275.20

**Revenue Reported
In Current Year**

Revenue from State Sources

7110 Basic Education Funding	6,466,463.02		
7160 Tuition for Orphans Subsidy	12,571.19		
7220 Vocational Education	60,200.60		
7271 Special Education funds for School-Aged Pupils	804,475.11		
7311 Pupil Transportation Subsidy	515,706.42		
7312 Nonpublic and Charter School Pupil Transportation Subsidy	6,160.00		
7330 Health Services (Medical, Dental, Nurse, Act 25)	18,580.79		
7340 State Property Tax Reduction Allocation	450,002.98		
7505 Ready to Learn Block Grant	186,506.00		
7509 Supplemental Equipment Grants	6,049.58		
7810 State Share of Social Security and Medicare Taxes	303,088.33		
7820 State Share of Retirement Contributions	1,291,980.48		
TOTAL Revenue from State Sources	\$10,121,784.50		

**Revenue Reported
In Current Year**

Revenue from Federal Sources

8514 NCLB, Title I - Improving the Academic Achievement of the Disadvantaged	152,195.00		
8515 NCLB, Title II - Preparing, Training and Recruiting High Quality Teachers and Principals	33,633.00		
8517 NCLB, Title IV - 21St Century Schools	10,000.00		
8810 School-Based Access Medicaid Reimbursement Program (SBAP) Reimbursements (Access)	36,260.79		
TOTAL Revenue from Federal Sources	\$232,088.79		
TOTAL FROM ALL SOURCES	\$18,031,565.88		\$7,241,275.20

Revenue from Local Sources	7,677,692.59
Revenue from State Sources	10,121,784.50
Revenue from Federal Sources	232,088.79
Other Financing Sources	
TOTAL FROM ALL SOURCES	\$18,031,565.88

General Fund (10)

	<u>Total</u>
1000 Instruction	
100 Personnel Services – Salaries	
100 Personnel Services – Salaries	5,085,316.95
Total Personnel Services – Salaries	\$5,085,316.95
200 Personnel Services – Employee Benefits	
210 Group Insurance – Contracted Provider	1,508,694.90
220 Social Security Contributions	387,200.30
230 PSERS Retirement Contributions	1,630,646.73
250 Unemployment Compensation	3,557.14
260 Workers' Compensation	18,961.02
280 Other Post-Employment Benefits (OPEB)	82,526.09
299 All Other Employee Benefits	66,715.05
Total Personnel Services – Employee Benefits	\$3,698,301.23
300 Purchased Professional and Technical Services	
322 Professional Educational Services – Ius	512,766.78
324 Professional Educational Services – Employee Training and Development Services	840.00
329 Professional Educational Services – Other	1,649.20
330 Other Professional Services	21,528.50
Total Purchased Professional and Technical Services	\$536,784.48
400 Purchased Property Services	
430 Repairs and Maintenance Services	1,660.37
Total Purchased Property Services	\$1,660.37
500 Other Purchased Services	
510 Student Transportation Services	14,735.91
561 Tuition To Other School Districts Within the State	2,880.99
562 Tuition To Pennsylvania Charter Schools	323,808.23
564 Tuition To Career and Technology Centers	195,193.89
567 Tuition To Approved Private Schools (APS) and PA Chartered Schools for the Deaf and Blind	93,965.83
568 Tuition To Private Residential Rehabilitative Institutions (PRRI) [In-State] and Detention Centers	9,483.99
569 Tuition – Other	220,880.79
580 Travel	8,788.78
594 IU Payment By Withholding for Institutionalized Children's Programs – Special Classes	833.44
599 Other Miscellaneous Purchased Services	1,000.00
Total Other Purchased Services	\$871,571.85
600 Supplies	
610 General Supplies	97,175.99
630 Food	4,284.35
640 Books and Periodicals	36,139.04
650 Supplies & Fees – Technology Related	30,569.40
Total Supplies	\$168,168.78
700 Property	
752 Capital Equipment – Original and Additional	35,022.43
762 Capitalized Equipment - Replacement	1,139.99
Total Property	\$36,162.42

General Fund (10)		
1000 Instruction		<u>Total</u>
800 <u>Other Objects</u>		
810 Dues and Fees		4,037.31
Total Other Objects		\$4,037.31
Total 1000 Instruction		\$10,402,003.39

General Fund (10)

1100 Regular Programs – Elementary / Secondary

	<u>Elementary</u>	<u>Secondary</u>	<u>Federal</u>	<u>Total</u>
100 Personnel Services – Salaries				
100 Personnel Services – Salaries	2,019,488.27	1,937,661.69	87,252.50	4,044,402.46
Total Personnel Services – Salaries	\$2,019,488.27	\$1,937,661.69	\$87,252.50	\$4,044,402.46
200 Personnel Services – Employee Benefits				
210 Group Insurance – Contracted Provider	553,830.92	549,436.32	41,508.72	1,144,775.96
220 Social Security Contributions	153,255.85	148,531.32	6,595.27	308,382.44
230 PSERS Retirement Contributions	646,453.30	612,664.09	28,418.21	1,287,535.60
250 Unemployment Compensation		3,557.14		3,557.14
260 Workers' Compensation	10,983.12	7,977.90		18,961.02
280 Other Post-Employment Benefits (OPEB)	35,785.67	46,740.42		82,526.09
299 All Other Employee Benefits	42,000.00	24,715.05		66,715.05
Total Personnel Services – Employee Benefits	\$1,442,308.86	\$1,393,622.24	\$76,522.20	\$2,912,453.30
300 Purchased Professional and Technical Services				
322 Professional Educational Services – Ius	62.50	805.00	4,200.00	5,067.50
324 Professional Educational Services – Employee Training and Development Services		(400.00)	800.00	400.00
330 Other Professional Services		120.00		120.00
Total Purchased Professional and Technical Services	\$62.50	\$525.00	\$5,000.00	\$5,587.50
400 Purchased Property Services				
430 Repairs and Maintenance Services		1,660.37		1,660.37
Total Purchased Property Services		\$1,660.37		\$1,660.37
500 Other Purchased Services				
510 Student Transportation Services	6,290.62	3,233.38		9,524.00
561 Tuition To Other School Districts Within the State		2,880.99		2,880.99
562 Tuition To Pennsylvania Charter Schools	60,087.80	263,720.43		323,808.23
564 Tuition To Career and Technology Centers		18,812.32		18,812.32
568 Tuition To Private Residential Rehabilitative Institutions (PRRI) [In-State] and Detention Centers	5,750.00	4,338.35		10,088.35
580 Travel	277.64	356.67	1,074.32	1,708.63
599 Other Miscellaneous Purchased Services		1,000.00		1,000.00
Total Other Purchased Services	\$72,406.06	\$294,342.14	\$1,074.32	\$367,822.52
600 Supplies				
610 General Supplies	37,902.08	40,344.83	607.83	78,854.74
630 Food	867.50	3,279.35		4,146.85
640 Books and Periodicals	15,881.68	15,140.65		31,022.33
650 Supplies & Fees – Technology Related	11,681.67	18,602.41		30,284.08
Total Supplies	\$66,332.93	\$77,367.24	\$607.83	\$144,308.00
700 Property				
752 Capital Equipment – Original and Additional	1,751.88	29,989.39		31,741.27
762 Capitalized Equipment - Replacement	139.99	1,000.00		1,139.99
Total Property	\$1,891.87	\$30,989.39		\$32,881.26
800 Other Objects				
810 Dues and Fees	48.25	1,482.00	100.00	1,630.25

General Fund (10)

1100 Regular Programs – Elementary / Secondary

	<u>Elementary</u>	<u>Secondary</u>	<u>Federal</u>	<u>Total</u>
Total Other Objects	\$48.25	\$1,482.00	\$100.00	\$1,630.25
Total 1100 Regular Programs – Elementary / Secondary	\$3,602,538.74	\$3,737,650.07	\$170,556.85	\$7,510,745.66

General Fund (10)

1110 Regular Programs

	<u>Elementary</u>	<u>Secondary</u>	<u>Federal</u>	<u>Total</u>
100 Personnel Services – Salaries				
100 Personnel Services – Salaries	2,019,488.27	1,937,661.69		3,957,149.96
Total Personnel Services – Salaries	\$2,019,488.27	\$1,937,661.69		\$3,957,149.96
200 Personnel Services – Employee Benefits				
210 Group Insurance – Contracted Provider	553,830.92	549,436.32		1,103,267.24
220 Social Security Contributions	153,255.85	148,531.32		301,787.17
230 PSERS Retirement Contributions	646,453.30	612,664.09		1,259,117.39
250 Unemployment Compensation		3,557.14		3,557.14
260 Workers' Compensation	10,983.12	7,977.90		18,961.02
280 Other Post-Employment Benefits (OPEB)	35,785.67	46,740.42		82,526.09
299 All Other Employee Benefits	42,000.00	24,715.05		66,715.05
Total Personnel Services – Employee Benefits	\$1,442,308.86	\$1,393,622.24		\$2,835,931.10
300 Purchased Professional and Technical Services				
322 Professional Educational Services – Ius	62.50	805.00		867.50
324 Professional Educational Services – Employee Training and Development Services		(400.00)		(400.00)
330 Other Professional Services		120.00		120.00
Total Purchased Professional and Technical Services	\$62.50	\$525.00		\$587.50
400 Purchased Property Services				
430 Repairs and Maintenance Services		1,660.37		1,660.37
Total Purchased Property Services		\$1,660.37		\$1,660.37
500 Other Purchased Services				
510 Student Transportation Services	6,290.62	3,233.38		9,524.00
561 Tuition To Other School Districts Within the State		2,880.99		2,880.99
562 Tuition To Pennsylvania Charter Schools	60,087.80	263,720.43		323,808.23
564 Tuition To Career and Technology Centers		18,812.32		18,812.32
568 Tuition To Private Residential Rehabilitative Institutions (PRRI) [In-State] and Detention Centers	5,750.00	4,338.35		10,088.35
580 Travel	277.64	356.67		634.31
599 Other Miscellaneous Purchased Services		1,000.00		1,000.00
Total Other Purchased Services	\$72,406.06	\$294,342.14		\$366,748.20
600 Supplies				
610 General Supplies	37,902.08	40,344.83		78,246.91
630 Food	867.50	3,279.35		4,146.85
640 Books and Periodicals	15,881.68	15,140.65		31,022.33
650 Supplies & Fees – Technology Related	11,681.67	18,602.41		30,284.08
Total Supplies	\$66,332.93	\$77,367.24		\$143,700.17
700 Property				
752 Capital Equipment – Original and Additional	1,751.88	29,989.39		31,741.27
762 Capitalized Equipment - Replacement	139.99	1,000.00		1,139.99
Total Property	\$1,891.87	\$30,989.39		\$32,881.26
800 Other Objects				
810 Dues and Fees	48.25	1,482.00		1,530.25

General Fund (10)

1110 Regular Programs

	<u>Elementary</u>	<u>Secondary</u>	<u>Federal</u>	<u>Total</u>
Total Other Objects	\$48.25	\$1,482.00		\$1,530.25
Total 1110 Regular Programs	\$3,602,538.74	\$3,737,650.07		\$7,340,188.81

General Fund (10)

1190 Federally-Funded Regular Programs

	<u>Elementary</u>	<u>Secondary</u>	<u>Federal</u>	<u>Total</u>
100 Personnel Services – Salaries				
100 Personnel Services – Salaries			87,252.50	87,252.50
Total Personnel Services – Salaries			\$87,252.50	\$87,252.50
200 Personnel Services – Employee Benefits				
210 Group Insurance – Contracted Provider			41,508.72	41,508.72
220 Social Security Contributions			6,595.27	6,595.27
230 PSERS Retirement Contributions			28,418.21	28,418.21
Total Personnel Services – Employee Benefits			\$76,522.20	\$76,522.20
300 Purchased Professional and Technical Services				
322 Professional Educational Services – Ius			4,200.00	4,200.00
324 Professional Educational Services – Employee Training and Development Services			800.00	800.00
Total Purchased Professional and Technical Services			\$5,000.00	\$5,000.00
500 Other Purchased Services				
580 Travel			1,074.32	1,074.32
Total Other Purchased Services			\$1,074.32	\$1,074.32
600 Supplies				
610 General Supplies			607.83	607.83
Total Supplies			\$607.83	\$607.83
800 Other Objects				
810 Dues and Fees			100.00	100.00
Total Other Objects			\$100.00	\$100.00
Total 1190 Federally-Funded Regular Programs			\$170,556.85	\$170,556.85

General Fund (10)

1200 Special Programs – Elementary / Secondary	<u>Elementary</u>	<u>Secondary</u>	<u>Federal</u>	<u>Total</u>
100 Personnel Services – Salaries				
100 Personnel Services – Salaries	423,301.81	488,571.88		911,873.69
Total Personnel Services – Salaries	\$423,301.81	\$488,571.88		\$911,873.69
200 Personnel Services – Employee Benefits				
210 Group Insurance – Contracted Provider	114,456.38	204,327.68		318,784.06
220 Social Security Contributions	32,026.35	37,088.99		69,115.34
230 PSERS Retirement Contributions	134,363.98	166,718.50		301,082.48
Total Personnel Services – Employee Benefits	\$280,846.71	\$408,135.17		\$688,981.88
300 Purchased Professional and Technical Services				
322 Professional Educational Services – Ius	50,343.22	56,473.48	400,882.58	507,699.28
324 Professional Educational Services – Employee Training and Development Services	50.00			50.00
329 Professional Educational Services – Other		1,649.20		1,649.20
330 Other Professional Services		21,408.50		21,408.50
Total Purchased Professional and Technical Services	\$50,393.22	\$79,531.18	\$400,882.58	\$530,806.98
500 Other Purchased Services				
510 Student Transportation Services	1,020.00	4,191.91		5,211.91
567 Tuition To Approved Private Schools (APS) and PA Chartered Schools for the Deaf and Blind	42,557.92	51,407.91		93,965.83
568 Tuition To Private Residential Rehabilitative Institutions (PRRI) [In-State] and Detention Centers		(604.36)		(604.36)
569 Tuition – Other	50,395.92	170,484.87		220,880.79
580 Travel	50.14	102.46		152.60
594 IU Payment By Withholding for Institutionalized Children’s Programs – Special Classes	833.44			833.44
Total Other Purchased Services	\$94,857.42	\$225,582.79		\$320,440.21
600 Supplies				
610 General Supplies	3,506.92	3,229.86		6,736.78
630 Food		137.50		137.50
640 Books and Periodicals	1,956.43	3,160.28		5,116.71
650 Supplies & Fees – Technology Related	225.37	59.95		285.32
Total Supplies	\$5,688.72	\$6,587.59		\$12,276.31
700 Property				
752 Capital Equipment – Original and Additional	987.01	318.17		1,305.18
Total Property	\$987.01	\$318.17		\$1,305.18
800 Other Objects				
810 Dues and Fees		432.50		432.50
Total Other Objects		\$432.50		\$432.50
Total 1200 Special Programs – Elementary / Secondary	\$856,074.89	\$1,209,159.28	\$400,882.58	\$2,466,116.75

General Fund (10)

1210 Life Skills Support

300 Purchased Professional and Technical Services

- 322 Professional Educational Services – Ius
- 330 Other Professional Services

	<u>Elementary</u>	<u>Secondary</u>	<u>Federal</u>	<u>Total</u>
--	-------------------	------------------	----------------	--------------

	3,782.84	11,609.48	68,584.45	83,976.77
		21,408.50		21,408.50

Total Purchased Professional and Technical Services	\$3,782.84	\$33,017.98	\$68,584.45	\$105,385.27
--	-------------------	--------------------	--------------------	---------------------

500 Other Purchased Services

- 510 Student Transportation Services

		906.45		906.45
--	--	--------	--	--------

Total Other Purchased Services		\$906.45		\$906.45
---------------------------------------	--	-----------------	--	-----------------

600 Supplies

- 610 General Supplies
- 640 Books and Periodicals
- 650 Supplies & Fees – Technology Related

		1,964.19		1,964.19
		496.01		496.01
		59.95		59.95

Total Supplies		\$2,520.15		\$2,520.15
-----------------------	--	-------------------	--	-------------------

Total 1210 Life Skills Support	\$3,782.84	\$36,444.58	\$68,584.45	\$108,811.87
---------------------------------------	-------------------	--------------------	--------------------	---------------------

General Fund (10)

1220 Sensory Support

	<u>Elementary</u>	<u>Secondary</u>	<u>Federal</u>	<u>Total</u>
100 Personnel Services – Salaries				
100 Personnel Services – Salaries	81,100.42			81,100.42
Total Personnel Services – Salaries	\$81,100.42			\$81,100.42
200 Personnel Services – Employee Benefits				
210 Group Insurance – Contracted Provider	22,627.44			22,627.44
220 Social Security Contributions	6,119.69			6,119.69
230 PSERS Retirement Contributions	26,414.32			26,414.32
Total Personnel Services – Employee Benefits	\$55,161.45			\$55,161.45
300 Purchased Professional and Technical Services				
322 Professional Educational Services – Ius	18,944.35	9,674.56	77,045.78	105,664.69
Total Purchased Professional and Technical Services	\$18,944.35	\$9,674.56	\$77,045.78	\$105,664.69
600 Supplies				
610 General Supplies	788.24			788.24
640 Books and Periodicals	750.85			750.85
Total Supplies	\$1,539.09			\$1,539.09
700 Property				
752 Capital Equipment – Original and Additional	607.50			607.50
Total Property	\$607.50			\$607.50
Total 1220 Sensory Support	\$157,352.81	\$9,674.56	\$77,045.78	\$244,073.15

General Fund (10)

1230 Emotional Support

	<u>Elementary</u>	<u>Secondary</u>	<u>Federal</u>	<u>Total</u>
100 Personnel Services – Salaries				
100 Personnel Services – Salaries	81,012.04	92,823.84		173,835.88
Total Personnel Services – Salaries	\$81,012.04	\$92,823.84		\$173,835.88
200 Personnel Services – Employee Benefits				
210 Group Insurance – Contracted Provider	231.72	57,557.06		57,788.78
220 Social Security Contributions	6,197.29	6,964.52		13,161.81
230 PSERS Retirement Contributions	22,880.20	30,232.77		53,112.97
Total Personnel Services – Employee Benefits	\$29,309.21	\$94,754.35		\$124,063.56
300 Purchased Professional and Technical Services				
322 Professional Educational Services – lus	17,941.47	24,353.93	155,842.65	198,138.05
Total Purchased Professional and Technical Services	\$17,941.47	\$24,353.93	\$155,842.65	\$198,138.05
500 Other Purchased Services				
580 Travel		38.15		38.15
Total Other Purchased Services		\$38.15		\$38.15
600 Supplies				
610 General Supplies	482.16	614.51		1,096.67
640 Books and Periodicals	106.09	1,695.89		1,801.98
Total Supplies	\$588.25	\$2,310.40		\$2,898.65
700 Property				
752 Capital Equipment – Original and Additional	99.52	157.50		257.02
Total Property	\$99.52	\$157.50		\$257.02
Total 1230 Emotional Support	\$128,950.49	\$214,438.17	\$155,842.65	\$499,231.31

General Fund (10)

1240 Academic Support

	<u>Elementary</u>	<u>Secondary</u>	<u>Federal</u>	<u>Total</u>
100 Personnel Services – Salaries				
100 Personnel Services – Salaries	261,189.35	395,748.04		656,937.39
Total Personnel Services – Salaries	\$261,189.35	\$395,748.04		\$656,937.39
200 Personnel Services – Employee Benefits				
210 Group Insurance – Contracted Provider	91,597.22	146,770.62		238,367.84
220 Social Security Contributions	19,709.37	30,124.47		49,833.84
230 PSERS Retirement Contributions	85,069.46	136,485.73		221,555.19
Total Personnel Services – Employee Benefits	\$196,376.05	\$313,380.82		\$509,756.87
300 Purchased Professional and Technical Services				
324 Professional Educational Services – Employee Training and Development Services	50.00			50.00
Total Purchased Professional and Technical Services	\$50.00			\$50.00
500 Other Purchased Services				
510 Student Transportation Services	1,020.00	3,285.46		4,305.46
580 Travel	50.14	64.31		114.45
Total Other Purchased Services	\$1,070.14	\$3,349.77		\$4,419.91
600 Supplies				
610 General Supplies	2,236.52	651.16		2,887.68
630 Food		137.50		137.50
640 Books and Periodicals	1,099.49	968.38		2,067.87
650 Supplies & Fees – Technology Related	225.37			225.37
Total Supplies	\$3,561.38	\$1,757.04		\$5,318.42
700 Property				
752 Capital Equipment – Original and Additional	279.99	160.67		440.66
Total Property	\$279.99	\$160.67		\$440.66
800 Other Objects				
810 Dues and Fees		432.50		432.50
Total Other Objects		\$432.50		\$432.50
Total 1240 Academic Support	\$462,526.91	\$714,828.84		\$1,177,355.75

General Fund (10)

	<u>Elementary</u>	<u>Secondary</u>	<u>Federal</u>	<u>Total</u>
1241 Learning Support – Public				
100 Personnel Services – Salaries				
100 Personnel Services – Salaries	234,096.27	368,655.20		602,751.47
Total Personnel Services – Salaries	\$234,096.27	\$368,655.20		\$602,751.47
200 Personnel Services – Employee Benefits				
210 Group Insurance – Contracted Provider	78,384.63	135,457.02		213,841.65
220 Social Security Contributions	17,677.47	28,093.09		45,770.56
230 PSERS Retirement Contributions	76,245.18	127,661.65		203,906.83
Total Personnel Services – Employee Benefits	\$172,307.28	\$291,211.76		\$463,519.04
300 Purchased Professional and Technical Services				
324 Professional Educational Services – Employee Training and Development Services	50.00			50.00
Total Purchased Professional and Technical Services	\$50.00			\$50.00
500 Other Purchased Services				
580 Travel	50.14	64.31		114.45
Total Other Purchased Services	\$50.14	\$64.31		\$114.45
600 Supplies				
610 General Supplies	1,839.36	101.14		1,940.50
640 Books and Periodicals	963.21	968.38		1,931.59
650 Supplies & Fees – Technology Related	57.87			57.87
Total Supplies	\$2,860.44	\$1,069.52		\$3,929.96
700 Property				
752 Capital Equipment – Original and Additional	279.99	160.67		440.66
Total Property	\$279.99	\$160.67		\$440.66
Total 1241 Learning Support – Public	\$409,644.12	\$661,161.46		\$1,070,805.58

General Fund (10)

1243 Gifted Support

	<u>Elementary</u>	<u>Secondary</u>	<u>Federal</u>	<u>Total</u>
100 Personnel Services – Salaries				
100 Personnel Services – Salaries	27,093.08	27,092.84		54,185.92
Total Personnel Services – Salaries	\$27,093.08	\$27,092.84		\$54,185.92
200 Personnel Services – Employee Benefits				
210 Group Insurance – Contracted Provider	13,212.59	11,313.60		24,526.19
220 Social Security Contributions	2,031.90	2,031.38		4,063.28
230 PSERS Retirement Contributions	8,824.28	8,824.08		17,648.36
Total Personnel Services – Employee Benefits	\$24,068.77	\$22,169.06		\$46,237.83
500 Other Purchased Services				
510 Student Transportation Services	1,020.00	3,285.46		4,305.46
Total Other Purchased Services	\$1,020.00	\$3,285.46		\$4,305.46
600 Supplies				
610 General Supplies	397.16	550.02		947.18
630 Food		137.50		137.50
640 Books and Periodicals	136.28			136.28
650 Supplies & Fees – Technology Related	167.50			167.50
Total Supplies	\$700.94	\$687.52		\$1,388.46
800 Other Objects				
810 Dues and Fees		432.50		432.50
Total Other Objects		\$432.50		\$432.50
Total 1243 Gifted Support	\$52,882.79	\$53,667.38		\$106,550.17

General Fund (10)

1260 Physical Support

300 Purchased Professional and Technical Services

322 Professional Educational Services – lus

Total Purchased Professional and Technical Services

Total 1260 Physical Support

<u>Elementary</u>	<u>Secondary</u>	<u>Federal</u>	<u>Total</u>
	4,643.79	21,012.48	25,656.27
	\$4,643.79	\$21,012.48	\$25,656.27
	\$4,643.79	\$21,012.48	\$25,656.27

General Fund (10)

1270 Multi-Handicapped Support

300 Purchased Professional and Technical Services

322 Professional Educational Services – lus

Total Purchased Professional and Technical Services

Total 1270 Multi-Handicapped Support

	<u>Elementary</u>	<u>Secondary</u>	<u>Federal</u>	<u>Total</u>
	5,417.76	6,191.72	52,531.21	64,140.69
	\$5,417.76	\$6,191.72	\$52,531.21	\$64,140.69
	\$5,417.76	\$6,191.72	\$52,531.21	\$64,140.69

General Fund (10)

1280 Early Intervention Support

300 Purchased Professional and Technical Services

322 Professional Educational Services – lus

Total Purchased Professional and Technical Services

Total 1280 Early Intervention Support

	<u>Elementary</u>	<u>Secondary</u>	<u>Federal</u>	<u>Total</u>
	4,256.80		25,866.01	30,122.81
	\$4,256.80		\$25,866.01	\$30,122.81
	\$4,256.80		\$25,866.01	\$30,122.81

General Fund (10)

1290 Special Programs - Other Support

300 Purchased Professional and Technical Services

329 Professional Educational Services – Other

<u>Elementary</u>	<u>Secondary</u>	<u>Federal</u>	<u>Total</u>
-------------------	------------------	----------------	--------------

	1,649.20		1,649.20
--	----------	--	----------

Total Purchased Professional and Technical Services

	\$1,649.20		\$1,649.20
--	-------------------	--	-------------------

500 Other Purchased Services

567 Tuition To Approved Private Schools (APS) and PA Chartered Schools for the Deaf and Blind

42,557.92	51,407.91		93,965.83
-----------	-----------	--	-----------

568 Tuition To Private Residential Rehabilitative Institutions (PRRI) [In-State] and Detention Centers

	(604.36)		(604.36)
--	----------	--	----------

569 Tuition – Other

50,395.92	170,484.87		220,880.79
-----------	------------	--	------------

594 IU Payment By Withholding for Institutionalized Children’s Programs – Special Classes

833.44			833.44
--------	--	--	--------

Total Other Purchased Services

\$93,787.28	\$221,288.42		\$315,075.70
--------------------	---------------------	--	---------------------

Total 1290 Special Programs - Other Support

\$93,787.28	\$222,937.62		\$316,724.90
--------------------	---------------------	--	---------------------

General Fund (10)

1300 Vocational Education

	<u>Elementary</u>	<u>Secondary</u>	<u>Federal</u>	<u>Total</u>
100 Personnel Services – Salaries				
100 Personnel Services – Salaries		129,040.80		129,040.80
Total Personnel Services – Salaries		\$129,040.80		\$129,040.80
200 Personnel Services – Employee Benefits				
210 Group Insurance – Contracted Provider		45,134.88		45,134.88
220 Social Security Contributions		9,702.52		9,702.52
230 PSERS Retirement Contributions		42,028.65		42,028.65
Total Personnel Services – Employee Benefits		\$96,866.05		\$96,866.05
300 Purchased Professional and Technical Services				
324 Professional Educational Services – Employee Training and Development Services		390.00		390.00
Total Purchased Professional and Technical Services		\$390.00		\$390.00
500 Other Purchased Services				
564 Tuition To Career and Technology Centers		176,381.57		176,381.57
580 Travel		6,690.48		6,690.48
Total Other Purchased Services		\$183,072.05		\$183,072.05
600 Supplies				
610 General Supplies		11,584.47		11,584.47
Total Supplies		\$11,584.47		\$11,584.47
700 Property				
752 Capital Equipment – Original and Additional		1,975.98		1,975.98
Total Property		\$1,975.98		\$1,975.98
800 Other Objects				
810 Dues and Fees		1,974.56		1,974.56
Total Other Objects		\$1,974.56		\$1,974.56
Total 1300 Vocational Education		\$424,903.91		\$424,903.91

General Fund (10)

	<u>Elementary</u>	<u>Secondary</u>	<u>Federal</u>	<u>Total</u>
1400 Other Instructional Programs – Elementary / Secondary				
500 <u>Other Purchased Services</u>				
580 Travel		237.07		237.07
Total Other Purchased Services		\$237.07		\$237.07
Total 1400 Other Instructional Programs – Elementary / Secondary		\$237.07		\$237.07

General Fund (10)

1430 Homebound Instruction

500 Other Purchased Services

580 Travel

Total Other Purchased Services

Total 1430 Homebound Instruction

Elementary

Secondary

Federal

Total

237.07

237.07

\$237.07

\$237.07

\$237.07

\$237.07

General Fund (10)

2000 Support Services

Total

100 Personnel Services – Salaries

100 Personnel Services – Salaries 2,218,718.96

Total Personnel Services – Salaries \$2,218,718.96

200 Personnel Services – Employee Benefits

210 Group Insurance – Contracted Provider 464,127.79

220 Social Security Contributions 167,542.40

230 PSERS Retirement Contributions 662,929.90

240 Tuition Reimbursement 21,292.45

250 Unemployment Compensation 7,585.51

260 Workers' Compensation 19,024.65

Total Personnel Services – Employee Benefits \$1,342,502.70

300 Purchased Professional and Technical Services

322 Professional Educational Services – Ius 32.00

323 Professional Educational Services – Other Educational Agencies 13,125.00

324 Professional Educational Services – Employee Training and Development Services 71,187.29

330 Other Professional Services 140,846.57

350 Security / Safety Services 5,600.00

390 Other Purchased Professional and Technical Services 6,225.00

Total Purchased Professional and Technical Services \$237,015.86

400 Purchased Property Services

410 Cleaning Services 26,079.73

420 Utility Services 137,805.15

430 Repairs and Maintenance Services 146,834.00

440 Rentals 70,827.42

460 Extermination Services 1,389.00

Total Purchased Property Services \$382,935.30

500 Other Purchased Services

513 Contracted Carriers 1,178,994.22

516 Student Transportation Services From the IU 59,438.10

520 Insurance – General 21,731.00

521 Fire Insurance 24,846.00

522 Automotive Liability Insurance 3,436.00

523 General Property and Liability Insurance 17,272.00

529 Other Insurance 140.45

530 Communications 44,554.13

549 Other Advertising/Public Relations 2,723.99

550 Printing and Binding 3,410.04

580 Travel 10,087.77

595 IU Payments By Withholding 11,442.16

599 Other Miscellaneous Purchased Services 8,103.78

Total Other Purchased Services \$1,386,179.64

600 Supplies

610 General Supplies 126,446.75

620 Energy 63,500.33

LEA : 101632403 Fort Cherry SD

Printed 11/26/2018 11:07:04 AM

General Fund (10)

2000 Support Services

Total

600 Supplies

630 Food	4,885.66
640 Books and Periodicals	6,564.70
650 Supplies & Fees – Technology Related	35,708.71

Total Supplies	\$237,106.15
-----------------------	---------------------

700 Property

752 Capital Equipment – Original and Additional	9,555.08
756 Capitalized Technology Hardware and Equipment – Original	15,900.00
762 Capitalized Equipment - Replacement	3,983.98
766 Capitalized Technology Hardware and Equipment – Replacement	10,115.58
790 Other Property	110.00

Total Property	\$39,664.64
-----------------------	--------------------

800 Other Objects

810 Dues and Fees	18,898.02
890 Miscellaneous Expenditures	18,082.96

Total Other Objects	\$36,980.98
----------------------------	--------------------

Total 2000 Support Services	\$5,881,104.23
------------------------------------	-----------------------

General Fund (10)

2100 Support Services – Students

100 Personnel Services – Salaries

	<u>Elementary</u>	<u>Secondary</u>	<u>Federal</u>	<u>Total</u>
100 Personnel Services – Salaries	56,416.00	127,652.16		184,068.16
Total Personnel Services – Salaries	\$56,416.00	\$127,652.16		\$184,068.16

200 Personnel Services – Employee Benefits

210 Group Insurance – Contracted Provider	7,850.04	52,672.85		60,522.89
220 Social Security Contributions	4,315.84	9,567.51		13,883.35
230 PSERS Retirement Contributions	18,374.63	40,573.17		58,947.80
Total Personnel Services – Employee Benefits	\$30,540.51	\$102,813.53		\$133,354.04

300 Purchased Professional and Technical Services

324 Professional Educational Services – Employee Training and Development Services		444.99		444.99
Total Purchased Professional and Technical Services		\$444.99		\$444.99

500 Other Purchased Services

530 Communications		413.38		413.38
580 Travel	53.47			53.47
Total Other Purchased Services	\$53.47	\$413.38		\$466.85

600 Supplies

610 General Supplies	233.17	939.94		1,173.11
640 Books and Periodicals	170.34			170.34
Total Supplies	\$403.51	\$939.94		\$1,343.45

800 Other Objects

810 Dues and Fees		15.00		15.00
890 Miscellaneous Expenditures	48.47	13,534.24		13,582.71
Total Other Objects	\$48.47	\$13,549.24		\$13,597.71

Total 2100 Support Services – Students

	\$87,461.96	\$245,813.24		\$333,275.20
--	--------------------	---------------------	--	---------------------

General Fund (10)

	<u>Elementary</u>	<u>Secondary</u>	<u>Federal</u>	<u>Total</u>
2120 Guidance Services				
100 Personnel Services – Salaries				
100 Personnel Services – Salaries	56,416.00	127,652.16		184,068.16
Total Personnel Services – Salaries	\$56,416.00	\$127,652.16		\$184,068.16
200 Personnel Services – Employee Benefits				
210 Group Insurance – Contracted Provider	7,850.04	52,672.85		60,522.89
220 Social Security Contributions	4,315.84	9,567.51		13,883.35
230 PSERS Retirement Contributions	18,374.63	40,573.17		58,947.80
Total Personnel Services – Employee Benefits	\$30,540.51	\$102,813.53		\$133,354.04
300 Purchased Professional and Technical Services				
324 Professional Educational Services – Employee Training and Development Services		444.99		444.99
Total Purchased Professional and Technical Services		\$444.99		\$444.99
500 Other Purchased Services				
530 Communications		413.38		413.38
580 Travel	53.47			53.47
Total Other Purchased Services	\$53.47	\$413.38		\$466.85
600 Supplies				
610 General Supplies	233.17	939.94		1,173.11
640 Books and Periodicals	170.34			170.34
Total Supplies	\$403.51	\$939.94		\$1,343.45
800 Other Objects				
810 Dues and Fees		15.00		15.00
890 Miscellaneous Expenditures	48.47	13,534.24		13,582.71
Total Other Objects	\$48.47	\$13,549.24		\$13,597.71
Total 2120 Guidance Services	\$87,461.96	\$245,813.24		\$333,275.20

General Fund (10)

2200 Support Services – Instructional Staff

	<u>Elementary</u>	<u>Secondary</u>	<u>Federal</u>	<u>Total</u>
100 Personnel Services – Salaries				
100 Personnel Services – Salaries	108,318.92	47,372.81		155,691.73
Total Personnel Services – Salaries	\$108,318.92	\$47,372.81		\$155,691.73
200 Personnel Services – Employee Benefits				
210 Group Insurance – Contracted Provider	5,170.49	4,369.86		9,540.35
220 Social Security Contributions	12,882.92	8,220.45		21,103.37
230 PSERS Retirement Contributions	49,417.97	32,196.98		81,614.95
240 Tuition Reimbursement	5,752.45	15,540.00		21,292.45
260 Workers' Compensation	183.26	183.26		366.52
Total Personnel Services – Employee Benefits	\$73,407.09	\$60,510.55		\$133,917.64
300 Purchased Professional and Technical Services				
322 Professional Educational Services – lus	16.00	16.00		32.00
324 Professional Educational Services – Employee Training and Development Services	34,308.65	34,275.65	400.00	68,984.30
330 Other Professional Services	303.65	303.65		607.30
Total Purchased Professional and Technical Services	\$34,628.30	\$34,595.30	\$400.00	\$69,623.60
500 Other Purchased Services				
530 Communications		442.00		442.00
549 Other Advertising/Public Relations	148.25	148.25		296.50
580 Travel	1,098.46	1,146.89		2,245.35
Total Other Purchased Services	\$1,246.71	\$1,737.14		\$2,983.85
600 Supplies				
610 General Supplies	691.39	772.37		1,463.76
630 Food	1,546.01	1,546.01		3,092.02
640 Books and Periodicals	6,022.54	(176.99)		5,845.55
650 Supplies & Fees – Technology Related	3,301.50	3,366.50		6,668.00
Total Supplies	\$11,561.44	\$5,507.89		\$17,069.33
700 Property				
752 Capital Equipment – Original and Additional	156.25	156.28		312.53
Total Property	\$156.25	\$156.28		\$312.53
800 Other Objects				
810 Dues and Fees	225.78	225.76		451.54
Total Other Objects	\$225.78	\$225.76		\$451.54
Total 2200 Support Services – Instructional Staff	\$229,544.49	\$150,105.73	\$400.00	\$380,050.22

LEA : 101632403 Fort Cherry SD

Printed 11/26/2018 11:07:04 AM

General Fund (10)

2230 Educational Television Services

500 Other Purchased Services

530 Communications

Total Other Purchased Services

Total 2230 Educational Television Services

Elementary

Secondary

Federal

Total

442.00

442.00

\$442.00

\$442.00

\$442.00

\$442.00

General Fund (10)

2240 Computer-Assisted Instruction Support Services

600 Supplies

610 General Supplies

	<u>Elementary</u>	<u>Secondary</u>	<u>Federal</u>	<u>Total</u>
610 General Supplies	80.88			80.88
Total Supplies	\$80.88			\$80.88
Total 2240 Computer-Assisted Instruction Support Services	\$80.88			\$80.88

General Fund (10)

	<u>Elementary</u>	<u>Secondary</u>	<u>Federal</u>	<u>Total</u>
2250 School Library Services				
100 Personnel Services – Salaries				
100 Personnel Services – Salaries	60,946.11			60,946.11
Total Personnel Services – Salaries	\$60,946.11			\$60,946.11
200 Personnel Services – Employee Benefits				
210 Group Insurance – Contracted Provider	800.64			800.64
220 Social Security Contributions	4,662.47			4,662.47
230 PSERS Retirement Contributions	17,220.99			17,220.99
Total Personnel Services – Employee Benefits	\$22,684.10			\$22,684.10
600 Supplies				
610 General Supplies	438.14	600.00		1,038.14
640 Books and Periodicals	5,972.54	(226.99)		5,745.55
650 Supplies & Fees – Technology Related	957.50	1,022.50		1,980.00
Total Supplies	\$7,368.18	\$1,395.51		\$8,763.69
Total 2250 School Library Services	\$90,998.39	\$1,395.51		\$92,393.90

General Fund (10)

	<u>Elementary</u>	<u>Secondary</u>	<u>Federal</u>	<u>Total</u>
2260 Instruction and Curriculum Development Services				
100 Personnel Services – Salaries				
100 Personnel Services – Salaries	47,372.81	47,372.81		94,745.62
Total Personnel Services – Salaries	\$47,372.81	\$47,372.81		\$94,745.62
200 Personnel Services – Employee Benefits				
210 Group Insurance – Contracted Provider	3,896.40	3,896.40		7,792.80
220 Social Security Contributions	3,578.73	3,578.73		7,157.46
230 PSERS Retirement Contributions	15,429.38	15,429.38		30,858.76
260 Workers' Compensation	183.26	183.26		366.52
Total Personnel Services – Employee Benefits	\$23,087.77	\$23,087.77		\$46,175.54
300 Purchased Professional and Technical Services				
324 Professional Educational Services – Employee Training and Development Services	522.50	522.50		1,045.00
Total Purchased Professional and Technical Services	\$522.50	\$522.50		\$1,045.00
500 Other Purchased Services				
549 Other Advertising/Public Relations	148.25	148.25		296.50
580 Travel	975.41	975.41		1,950.82
Total Other Purchased Services	\$1,123.66	\$1,123.66		\$2,247.32
600 Supplies				
610 General Supplies	113.79	113.79		227.58
630 Food	82.69	82.69		165.38
640 Books and Periodicals	50.00	50.00		100.00
650 Supplies & Fees – Technology Related	430.00	430.00		860.00
Total Supplies	\$676.48	\$676.48		\$1,352.96
700 Property				
752 Capital Equipment – Original and Additional	156.25	156.28		312.53
Total Property	\$156.25	\$156.28		\$312.53
800 Other Objects				
810 Dues and Fees	116.28	116.26		232.54
Total Other Objects	\$116.28	\$116.26		\$232.54
Total 2260 Instruction and Curriculum Development Services	\$73,055.75	\$73,055.76		\$146,111.51

General Fund (10)

	<u>Elementary</u>	<u>Secondary</u>	<u>Federal</u>	<u>Total</u>
2270 Instructional Staff Professional Development Services				
200 Personnel Services – Employee Benefits				
210 Group Insurance – Contracted Provider	473.45	473.46		946.91
220 Social Security Contributions	4,641.72	4,641.72		9,283.44
230 PSERS Retirement Contributions	16,767.60	16,767.60		33,535.20
240 Tuition Reimbursement	5,752.45	15,540.00		21,292.45
Total Personnel Services – Employee Benefits	\$27,635.22	\$37,422.78		\$65,058.00
300 Purchased Professional and Technical Services				
322 Professional Educational Services – lus	16.00	16.00		32.00
324 Professional Educational Services – Employee Training and Development Services	33,786.15	33,753.15	400.00	67,939.30
330 Other Professional Services	303.65	303.65		607.30
Total Purchased Professional and Technical Services	\$34,105.80	\$34,072.80	\$400.00	\$68,578.60
500 Other Purchased Services				
580 Travel	123.05	171.48		294.53
Total Other Purchased Services	\$123.05	\$171.48		\$294.53
600 Supplies				
610 General Supplies	58.58	58.58		117.16
630 Food	1,463.32	1,463.32		2,926.64
650 Supplies & Fees – Technology Related	1,914.00	1,914.00		3,828.00
Total Supplies	\$3,435.90	\$3,435.90		\$6,871.80
800 Other Objects				
810 Dues and Fees	109.50	109.50		219.00
Total Other Objects	\$109.50	\$109.50		\$219.00
Total 2270 Instructional Staff Professional Development Services	\$65,409.47	\$75,212.46	\$400.00	\$141,021.93

General Fund (10)

2300 Support Services – Administration

	<u>Elementary</u>	<u>Secondary</u>	<u>Federal</u>	<u>Total</u>
100 Personnel Services – Salaries				
100 Personnel Services – Salaries	182,461.93	235,061.98		665,938.99
Total Personnel Services – Salaries	\$182,461.93	\$235,061.98		\$665,938.99
200 Personnel Services – Employee Benefits				
210 Group Insurance – Contracted Provider	36,421.36	18,697.03		79,424.38
220 Social Security Contributions	4,569.52	17,993.54		40,641.90
230 PSERS Retirement Contributions	19,907.75	67,210.81		143,084.14
260 Workers' Compensation	183.24	366.48		916.23
Total Personnel Services – Employee Benefits	\$61,081.87	\$104,267.86		\$264,066.65
300 Purchased Professional and Technical Services				
324 Professional Educational Services – Employee Training and Development Services	25.00	35.00		793.00
330 Other Professional Services				77,926.44
Total Purchased Professional and Technical Services	\$25.00	\$35.00		\$78,719.44
400 Purchased Property Services				
440 Rentals	27,037.76	27,037.77		54,075.53
Total Purchased Property Services	\$27,037.76	\$27,037.77		\$54,075.53
500 Other Purchased Services				
520 Insurance – General				21,731.00
530 Communications	14,942.98	14,332.78		29,275.76
549 Other Advertising/Public Relations				1,273.40
550 Printing and Binding				3,410.04
580 Travel	266.96	301.88		5,534.67
Total Other Purchased Services	\$15,209.94	\$14,634.66		\$61,224.87
600 Supplies				
610 General Supplies	1,345.80	2,055.19		6,115.29
630 Food		1,581.67		1,793.64
640 Books and Periodicals		121.68		502.86
Total Supplies	\$1,345.80	\$3,758.54		\$8,411.79
700 Property				
752 Capital Equipment – Original and Additional	556.42	109.59		666.01
Total Property	\$556.42	\$109.59		\$666.01
800 Other Objects				
810 Dues and Fees	1,267.00	1,374.00		15,469.48
890 Miscellaneous Expenditures	(571.28)	3,386.52		4,500.25
Total Other Objects	\$695.72	\$4,760.52		\$19,969.73
Total 2300 Support Services – Administration	\$288,414.44	\$389,665.92		\$1,153,073.01

General Fund (10)

2310 Board Services

	<u>Elementary</u>	<u>Secondary</u>	<u>Federal</u>	<u>Total</u>
100 Personnel Services – Salaries				
100 Personnel Services – Salaries				3,499.92
Total Personnel Services – Salaries				\$3,499.92
200 Personnel Services – Employee Benefits				
210 Group Insurance – Contracted Provider				840.11
220 Social Security Contributions				264.24
230 PSERS Retirement Contributions				1,140.00
Total Personnel Services – Employee Benefits				\$2,244.35
500 Other Purchased Services				
520 Insurance – General				10,596.00
549 Other Advertising/Public Relations				1,273.40
580 Travel				740.83
Total Other Purchased Services				\$12,610.23
600 Supplies				
610 General Supplies				336.15
630 Food				211.97
Total Supplies				\$548.12
800 Other Objects				
810 Dues and Fees				10,118.98
Total Other Objects				\$10,118.98
Total 2310 Board Services				\$29,021.60

General Fund (10)

	<u>Elementary</u>	<u>Secondary</u>	<u>Federal</u>	<u>Total</u>
2330 Tax Assessment and Collection Services				
100 Personnel Services – Salaries				
100 Personnel Services – Salaries				55,999.92
Total Personnel Services – Salaries				\$55,999.92
200 Personnel Services – Employee Benefits				
220 Social Security Contributions				4,284.24
Total Personnel Services – Employee Benefits				\$4,284.24
300 Purchased Professional and Technical Services				
330 Other Professional Services				22,216.71
Total Purchased Professional and Technical Services				\$22,216.71
500 Other Purchased Services				
520 Insurance – General				11,135.00
550 Printing and Binding				3,168.04
Total Other Purchased Services				\$14,303.04
600 Supplies				
610 General Supplies				1,601.47
Total Supplies				\$1,601.47
800 Other Objects				
890 Miscellaneous Expenditures				12.50
Total Other Objects				\$12.50
Total 2330 Tax Assessment and Collection Services				\$98,417.88

General Fund (10)

2350 Legal and Accounting Services

Elementary

Secondary

Federal

Total

300 Purchased Professional and Technical Services

330 Other Professional Services

55,709.73

Total Purchased Professional and Technical Services

\$55,709.73

Total 2350 Legal and Accounting Services

\$55,709.73

General Fund (10)

	<u>Elementary</u>	<u>Secondary</u>	<u>Federal</u>	<u>Total</u>
2380 Office of the Principal Services				
100 Personnel Services – Salaries				
100 Personnel Services – Salaries	182,461.93	235,061.98		417,523.91
Total Personnel Services – Salaries	\$182,461.93	\$235,061.98		\$417,523.91
200 Personnel Services – Employee Benefits				
210 Group Insurance – Contracted Provider	36,421.36	18,697.03		55,118.39
220 Social Security Contributions	4,569.52	17,993.54		22,563.06
230 PSERS Retirement Contributions	19,907.75	67,210.81		87,118.56
260 Workers' Compensation	183.24	366.48		549.72
Total Personnel Services – Employee Benefits	\$61,081.87	\$104,267.86		\$165,349.73
300 Purchased Professional and Technical Services				
324 Professional Educational Services – Employee Training and Development Services	25.00	35.00		60.00
Total Purchased Professional and Technical Services	\$25.00	\$35.00		\$60.00
400 Purchased Property Services				
440 Rentals	27,037.76	27,037.77		54,075.53
Total Purchased Property Services	\$27,037.76	\$27,037.77		\$54,075.53
500 Other Purchased Services				
530 Communications	12,558.79	11,948.59		24,507.38
580 Travel	266.96	301.88		568.84
Total Other Purchased Services	\$12,825.75	\$12,250.47		\$25,076.22
600 Supplies				
610 General Supplies	1,345.80	2,055.19		3,400.99
630 Food		1,581.67		1,581.67
640 Books and Periodicals		121.68		121.68
Total Supplies	\$1,345.80	\$3,758.54		\$5,104.34
700 Property				
752 Capital Equipment – Original and Additional	556.42	109.59		666.01
Total Property	\$556.42	\$109.59		\$666.01
800 Other Objects				
810 Dues and Fees	1,267.00	1,374.00		2,641.00
890 Miscellaneous Expenditures	(571.28)	3,386.52		2,815.24
Total Other Objects	\$695.72	\$4,760.52		\$5,456.24
Total 2380 Office of the Principal Services	\$286,030.25	\$387,281.73		\$673,311.98

General Fund (10)

	<u>Elementary</u>	<u>Secondary</u>	<u>Federal</u>	<u>Total</u>
2400 Support Services – Pupil Health				
100 Personnel Services – Salaries				
100 Personnel Services – Salaries				137,028.16
Total Personnel Services – Salaries				\$137,028.16
200 Personnel Services – Employee Benefits				
210 Group Insurance – Contracted Provider				22,859.16
220 Social Security Contributions				10,398.40
230 PSERS Retirement Contributions				41,133.03
Total Personnel Services – Employee Benefits				\$74,390.59
300 Purchased Professional and Technical Services				
324 Professional Educational Services – Employee Training and Development Services				20.00
330 Other Professional Services				1,766.25
Total Purchased Professional and Technical Services				\$1,786.25
400 Purchased Property Services				
430 Repairs and Maintenance Services				365.00
Total Purchased Property Services				\$365.00
600 Supplies				
610 General Supplies				2,677.12
Total Supplies				\$2,677.12
700 Property				
762 Capitalized Equipment - Replacement				3,099.00
Total Property				\$3,099.00
Total 2400 Support Services – Pupil Health				\$219,346.12

General Fund (10)

2420 Medical Services

Elementary

Secondary

Federal

Total

300 Purchased Professional and Technical Services

330 Other Professional Services

112.00

Total Purchased Professional and Technical Services

\$112.00

Total 2420 Medical Services

\$112.00

General Fund (10)

2430 Dental Services

300 Purchased Professional and Technical Services

330 Other Professional Services

Elementary

Secondary

Federal

Total

Total Purchased Professional and Technical Services

\$225.75

Total 2430 Dental Services

\$225.75

General Fund (10)

2440 Nursing Services

	<u>Elementary</u>	<u>Secondary</u>	<u>Federal</u>	<u>Total</u>
100 Personnel Services – Salaries				
100 Personnel Services – Salaries				137,028.16
Total Personnel Services – Salaries				\$137,028.16
200 Personnel Services – Employee Benefits				
210 Group Insurance – Contracted Provider				22,859.16
220 Social Security Contributions				10,398.40
230 PSERS Retirement Contributions				41,133.03
Total Personnel Services – Employee Benefits				\$74,390.59
300 Purchased Professional and Technical Services				
324 Professional Educational Services – Employee Training and Development Services				20.00
330 Other Professional Services				1,428.50
Total Purchased Professional and Technical Services				\$1,448.50
400 Purchased Property Services				
430 Repairs and Maintenance Services				365.00
Total Purchased Property Services				\$365.00
600 Supplies				
610 General Supplies				2,677.12
Total Supplies				\$2,677.12
700 Property				
762 Capitalized Equipment - Replacement				3,099.00
Total Property				\$3,099.00
Total 2440 Nursing Services				\$219,008.37

General Fund (10)

2500 Support Services – Business

Elementary

Secondary

Federal

Total

100 Personnel Services – Salaries

100 Personnel Services – Salaries

179,627.57

Total Personnel Services – Salaries

\$179,627.57

200 Personnel Services – Employee Benefits

210 Group Insurance – Contracted Provider

68,664.13

220 Social Security Contributions

13,569.86

230 PSERS Retirement Contributions

57,055.93

260 Workers' Compensation

366.51

Total Personnel Services – Employee Benefits

\$139,656.43

300 Purchased Professional and Technical Services

324 Professional Educational Services – Employee Training and Development Services

600.00

390 Other Purchased Professional and Technical Services

6,225.00

Total Purchased Professional and Technical Services

\$6,825.00

500 Other Purchased Services

530 Communications

8,614.33

549 Other Advertising/Public Relations

1,154.09

580 Travel

1,941.51

599 Other Miscellaneous Purchased Services

8,103.78

Total Other Purchased Services

\$19,813.71

600 Supplies

610 General Supplies

1,424.68

650 Supplies & Fees – Technology Related

12,012.48

Total Supplies

\$13,437.16

700 Property

752 Capital Equipment – Original and Additional

557.89

762 Capitalized Equipment - Replacement

884.98

Total Property

\$1,442.87

800 Other Objects

810 Dues and Fees

2,659.00

Total Other Objects

\$2,659.00

Total 2500 Support Services – Business

\$363,461.74

General Fund (10)

2510 Fiscal Services

Elementary Secondary Federal Total

100	<u>Personnel Services – Salaries</u>				
	100 Personnel Services – Salaries				179,627.57
Total Personnel Services – Salaries					\$179,627.57
200	<u>Personnel Services – Employee Benefits</u>				
	210 Group Insurance – Contracted Provider				68,664.13
	220 Social Security Contributions				13,569.86
	230 PSERS Retirement Contributions				57,055.93
	260 Workers' Compensation				366.51
Total Personnel Services – Employee Benefits					\$139,656.43
300	<u>Purchased Professional and Technical Services</u>				
	324 Professional Educational Services – Employee Training and Development Services				600.00
	390 Other Purchased Professional and Technical Services				6,225.00
Total Purchased Professional and Technical Services					\$6,825.00
500	<u>Other Purchased Services</u>				
	530 Communications				8,614.33
	549 Other Advertising/Public Relations				1,154.09
	580 Travel				1,941.51
	599 Other Miscellaneous Purchased Services				8,103.78
Total Other Purchased Services					\$19,813.71
600	<u>Supplies</u>				
	610 General Supplies				1,424.68
	650 Supplies & Fees – Technology Related				12,012.48
Total Supplies					\$13,437.16
700	<u>Property</u>				
	752 Capital Equipment – Original and Additional				557.89
	762 Capitalized Equipment - Replacement				884.98
Total Property					\$1,442.87
800	<u>Other Objects</u>				
	810 Dues and Fees				2,659.00
Total Other Objects					\$2,659.00
Total 2510 Fiscal Services					\$363,461.74

General Fund (10)

	<u>Elementary</u>	<u>Secondary</u>	<u>Federal</u>	<u>Total</u>
2511 Supervision of Fiscal Services - Head of Component				
100 Personnel Services – Salaries				
100 Personnel Services – Salaries				179,627.57
Total Personnel Services – Salaries				\$179,627.57
200 Personnel Services – Employee Benefits				
210 Group Insurance – Contracted Provider				68,664.13
220 Social Security Contributions				13,569.86
230 PSERS Retirement Contributions				57,055.93
260 Workers' Compensation				366.51
Total Personnel Services – Employee Benefits				\$139,656.43
300 Purchased Professional and Technical Services				
324 Professional Educational Services – Employee Training and Development Services				600.00
390 Other Purchased Professional and Technical Services				6,225.00
Total Purchased Professional and Technical Services				\$6,825.00
500 Other Purchased Services				
530 Communications				8,614.33
549 Other Advertising/Public Relations				1,154.09
580 Travel				1,941.51
599 Other Miscellaneous Purchased Services				8,103.78
Total Other Purchased Services				\$19,813.71
600 Supplies				
610 General Supplies				1,424.68
650 Supplies & Fees – Technology Related				12,012.48
Total Supplies				\$13,437.16
700 Property				
752 Capital Equipment – Original and Additional				557.89
762 Capitalized Equipment - Replacement				884.98
Total Property				\$1,442.87
800 Other Objects				
810 Dues and Fees				2,659.00
Total Other Objects				\$2,659.00
Total 2511 Supervision of Fiscal Services - Head of Component				\$363,461.74

General Fund (10)

	<u>Elementary</u>	<u>Secondary</u>	<u>Federal</u>	<u>Total</u>
2600 Operation and Maintenance of Plant Services				
100 Personnel Services – Salaries				
100 Personnel Services – Salaries				858,495.64
Total Personnel Services – Salaries				\$858,495.64
200 Personnel Services – Employee Benefits				
210 Group Insurance – Contracted Provider				222,909.16
220 Social Security Contributions				65,174.01
230 PSERS Retirement Contributions				271,384.39
250 Unemployment Compensation				7,585.51
260 Workers' Compensation				17,008.88
Total Personnel Services – Employee Benefits				\$584,061.95
300 Purchased Professional and Technical Services				
324 Professional Educational Services – Employee Training and Development Services				345.00
330 Other Professional Services				3,346.58
350 Security / Safety Services				5,600.00
Total Purchased Professional and Technical Services				\$9,291.58
400 Purchased Property Services				
410 Cleaning Services				26,079.73
420 Utility Services				137,805.15
430 Repairs and Maintenance Services				127,323.79
440 Rentals				16,751.89
460 Extermination Services				1,389.00
Total Purchased Property Services				\$309,349.56
500 Other Purchased Services				
521 Fire Insurance				24,846.00
522 Automotive Liability Insurance				3,436.00
523 General Property and Liability Insurance				17,272.00
529 Other Insurance				140.45
530 Communications				5,536.76
580 Travel				159.14
Total Other Purchased Services				\$51,390.35
600 Supplies				
610 General Supplies	51,242.74	57,691.76		108,934.50
620 Energy				63,500.33
640 Books and Periodicals				45.95
650 Supplies & Fees – Technology Related				1,645.00
Total Supplies	\$51,242.74	\$57,691.76		\$174,125.78
700 Property				
752 Capital Equipment – Original and Additional				5,401.00
790 Other Property				110.00
Total Property				\$5,511.00
800 Other Objects				

General Fund (10)

	<u>Elementary</u>	<u>Secondary</u>	<u>Federal</u>	<u>Total</u>
2600 Operation and Maintenance of Plant Services				
800 <u>Other Objects</u>				
810 Dues and Fees				303.00
Total Other Objects				\$303.00
Total 2600 Operation and Maintenance of Plant Services	\$51,242.74	\$57,691.76		\$1,992,528.86

General Fund (10)

2610 Supervision of Operation and Maintenance of Plant Services

	<u>Elementary</u>	<u>Secondary</u>	<u>Federal</u>	<u>Total</u>
100 Personnel Services – Salaries				
100 Personnel Services – Salaries				795,434.95
Total Personnel Services – Salaries				\$795,434.95
200 Personnel Services – Employee Benefits				
210 Group Insurance – Contracted Provider				222,567.16
220 Social Security Contributions				60,349.87
230 PSERS Retirement Contributions				256,868.10
250 Unemployment Compensation				7,585.51
260 Workers' Compensation				16,642.37
Total Personnel Services – Employee Benefits				\$564,013.01
300 Purchased Professional and Technical Services				
330 Other Professional Services				3,346.58
Total Purchased Professional and Technical Services				\$3,346.58
400 Purchased Property Services				
410 Cleaning Services				26,079.73
420 Utility Services				137,805.15
430 Repairs and Maintenance Services				116,217.46
440 Rentals				16,751.89
460 Extermination Services				1,389.00
Total Purchased Property Services				\$298,243.23
500 Other Purchased Services				
521 Fire Insurance				24,846.00
522 Automotive Liability Insurance				3,436.00
523 General Property and Liability Insurance				17,272.00
529 Other Insurance				140.45
530 Communications				5,536.76
580 Travel				100.28
Total Other Purchased Services				\$51,331.49
600 Supplies				
610 General Supplies	50,100.37	56,549.39		106,649.76
620 Energy				62,940.60
Total Supplies	\$50,100.37	\$56,549.39		\$169,590.36
700 Property				
752 Capital Equipment – Original and Additional				5,401.00
790 Other Property				110.00
Total Property				\$5,511.00
800 Other Objects				
810 Dues and Fees				263.00
Total Other Objects				\$263.00
Total 2610 Supervision of Operation and Maintenance of Plant Services	\$50,100.37	\$56,549.39		\$1,887,733.62

General Fund (10)

2611 Supervision of Operation and Maintenance of Plant Services – Head of Component

	<u>Elementary</u>	<u>Secondary</u>	<u>Federal</u>	<u>Total</u>
100 Personnel Services – Salaries				
100 Personnel Services – Salaries				795,434.95
Total Personnel Services – Salaries				\$795,434.95
200 Personnel Services – Employee Benefits				
210 Group Insurance – Contracted Provider				222,567.16
220 Social Security Contributions				60,349.87
230 PSERS Retirement Contributions				256,868.10
250 Unemployment Compensation				7,585.51
260 Workers' Compensation				16,642.37
Total Personnel Services – Employee Benefits				\$564,013.01
300 Purchased Professional and Technical Services				
330 Other Professional Services				3,346.58
Total Purchased Professional and Technical Services				\$3,346.58
400 Purchased Property Services				
410 Cleaning Services				26,079.73
420 Utility Services				137,805.15
430 Repairs and Maintenance Services				116,217.46
440 Rentals				16,751.89
460 Extermination Services				1,389.00
Total Purchased Property Services				\$298,243.23
500 Other Purchased Services				
521 Fire Insurance				24,846.00
522 Automotive Liability Insurance				3,436.00
523 General Property and Liability Insurance				17,272.00
529 Other Insurance				140.45
530 Communications				5,536.76
580 Travel				100.28
Total Other Purchased Services				\$51,331.49
600 Supplies				
610 General Supplies	50,100.37	56,549.39		106,649.76
620 Energy				62,940.60
Total Supplies	\$50,100.37	\$56,549.39		\$169,590.36
700 Property				
752 Capital Equipment – Original and Additional				5,401.00
790 Other Property				110.00
Total Property				\$5,511.00
800 Other Objects				
810 Dues and Fees				263.00
Total Other Objects				\$263.00
Total 2611 Supervision of Operation and Maintenance of Plant Services – Head of Component	\$50,100.37	\$56,549.39		\$1,887,733.62

General Fund (10)

2660 Safety and Security Services

100 Personnel Services – Salaries

	<u>Elementary</u>	<u>Secondary</u>	<u>Federal</u>	<u>Total</u>
100 Personnel Services – Salaries				63,060.69
Total Personnel Services – Salaries				\$63,060.69

200 Personnel Services – Employee Benefits

210 Group Insurance – Contracted Provider				342.00
220 Social Security Contributions				4,824.14
230 PSERS Retirement Contributions				14,516.29
260 Workers' Compensation				366.51
Total Personnel Services – Employee Benefits				\$20,048.94

300 Purchased Professional and Technical Services

324 Professional Educational Services – Employee Training and Development Services				345.00
350 Security / Safety Services				5,600.00
Total Purchased Professional and Technical Services				\$5,945.00

400 Purchased Property Services

430 Repairs and Maintenance Services				11,106.33
Total Purchased Property Services				\$11,106.33

500 Other Purchased Services

580 Travel				58.86
Total Other Purchased Services				\$58.86

600 Supplies

610 General Supplies	1,142.37	1,142.37		2,284.74
620 Energy				559.73
640 Books and Periodicals				45.95
650 Supplies & Fees – Technology Related				1,645.00
Total Supplies	\$1,142.37	\$1,142.37		\$4,535.42

800 Other Objects

810 Dues and Fees				40.00
Total Other Objects				\$40.00

Total 2660 Safety and Security Services

	\$1,142.37	\$1,142.37		\$104,795.24
--	-------------------	-------------------	--	---------------------

LEA : 101632403 Fort Cherry SD

Printed 11/26/2018 11:07:04 AM

General Fund (10)

	<u>Elementary</u>	<u>Secondary</u>	<u>Federal</u>	<u>Total</u>
2700 Student Transportation Services				
500 Other Purchased Services				
513 Contracted Carriers				1,178,994.22
516 Student Transportation Services From the IU				59,438.10
Total Other Purchased Services				\$1,238,432.32
600 Supplies				
610 General Supplies				3,090.00
Total Supplies				\$3,090.00
700 Property				
752 Capital Equipment – Original and Additional				2,617.65
Total Property				\$2,617.65
Total 2700 Student Transportation Services				\$1,244,139.97

General Fund (10)

2720 Vehicle Operation Services

Elementary

Secondary

Federal

Total

500 Other Purchased Services

513 Contracted Carriers

996,730.22

Total Other Purchased Services

\$996,730.22

Total 2720 Vehicle Operation Services

\$996,730.22

General Fund (10)

2730 Monitoring Services

Elementary

Secondary

Federal

Total

600 Supplies

610 General Supplies

3,090.00

Total Supplies

\$3,090.00

700 Property

752 Capital Equipment – Original and Additional

2,617.65

Total Property

\$2,617.65

Total 2730 Monitoring Services

\$5,707.65

General Fund (10)

2750 Nonpublic Transportation

Elementary

Secondary

Federal

Total

500 Other Purchased Services

513 Contracted Carriers

182,264.00

516 Student Transportation Services From the IU

59,438.10

Total Other Purchased Services

\$241,702.10

Total 2750 Nonpublic Transportation

\$241,702.10

General Fund (10)

	<u>Elementary</u>	<u>Secondary</u>	<u>Federal</u>	<u>Total</u>
2800 Support Services – Central				
100 Personnel Services – Salaries				
100 Personnel Services – Salaries				37,868.71
Total Personnel Services – Salaries				\$37,868.71
200 Personnel Services – Employee Benefits				
210 Group Insurance – Contracted Provider				207.72
220 Social Security Contributions				2,771.51
230 PSERS Retirement Contributions				9,709.66
260 Workers' Compensation				366.51
Total Personnel Services – Employee Benefits				\$13,055.40
300 Purchased Professional and Technical Services				
323 Professional Educational Services – Other Educational Agencies				13,125.00
330 Other Professional Services				57,200.00
Total Purchased Professional and Technical Services				\$70,325.00
400 Purchased Property Services				
430 Repairs and Maintenance Services				19,145.21
Total Purchased Property Services				\$19,145.21
500 Other Purchased Services				
530 Communications				271.90
580 Travel				153.63
Total Other Purchased Services				\$425.53
600 Supplies				
610 General Supplies				1,568.29
650 Supplies & Fees – Technology Related				15,383.23
Total Supplies				\$16,951.52
700 Property				
756 Capitalized Technology Hardware and Equipment – Original				15,900.00
766 Capitalized Technology Hardware and Equipment – Replacement				10,115.58
Total Property				\$26,015.58
Total 2800 Support Services – Central				\$183,786.95

General Fund (10)

	<u>Elementary</u>	<u>Secondary</u>	<u>Federal</u>	<u>Total</u>
2810 Planning, Research, Development and Evaluation Services				
100 Personnel Services – Salaries				
100 Personnel Services – Salaries				37,868.71
Total Personnel Services – Salaries				\$37,868.71
200 Personnel Services – Employee Benefits				
210 Group Insurance – Contracted Provider				207.72
220 Social Security Contributions				2,771.51
230 PSERS Retirement Contributions				9,709.66
260 Workers' Compensation				366.51
Total Personnel Services – Employee Benefits				\$13,055.40
300 Purchased Professional and Technical Services				
323 Professional Educational Services – Other Educational Agencies				13,125.00
330 Other Professional Services				57,200.00
Total Purchased Professional and Technical Services				\$70,325.00
400 Purchased Property Services				
430 Repairs and Maintenance Services				19,145.21
Total Purchased Property Services				\$19,145.21
500 Other Purchased Services				
530 Communications				271.90
580 Travel				153.63
Total Other Purchased Services				\$425.53
600 Supplies				
610 General Supplies				1,568.29
650 Supplies & Fees – Technology Related				15,383.23
Total Supplies				\$16,951.52
700 Property				
756 Capitalized Technology Hardware and Equipment – Original				15,900.00
766 Capitalized Technology Hardware and Equipment – Replacement				10,115.58
Total Property				\$26,015.58
Total 2810 Planning, Research, Development and Evaluation Services				\$183,786.95

General Fund (10)

2900 Other Support Services

Elementary

Secondary

Federal

Total

500 Other Purchased Services

595 IU Payments By Withholding

11,442.16

Total Other Purchased Services

\$11,442.16

Total 2900 Other Support Services

\$11,442.16

General Fund (10)

2910 Support Services Not Listed Elsewhere In the 2000 Series

Elementary

Secondary

Federal

Total

500 Other Purchased Services

595 IU Payments By Withholding

11,442.16

Total Other Purchased Services

\$11,442.16

Total 2910 Support Services Not Listed Elsewhere In the 2000 Series

\$11,442.16

General Fund (10)

3000 Operation of Non-Instructional Services	<u>Total</u>
100 Personnel Services – Salaries	
100 Personnel Services – Salaries	163,412.45
Total Personnel Services – Salaries	\$163,412.45
200 Personnel Services – Employee Benefits	
220 Social Security Contributions	12,628.70
230 PSERS Retirement Contributions	45,589.90
260 Workers' Compensation	351.84
Total Personnel Services – Employee Benefits	\$58,570.44
300 Purchased Professional and Technical Services	
324 Professional Educational Services – Employee Training and Development Services	594.00
330 Other Professional Services	27,052.95
340 Technical Services	990.00
390 Other Purchased Professional and Technical Services	28,688.50
Total Purchased Professional and Technical Services	\$57,325.45
400 Purchased Property Services	
410 Cleaning Services	4,246.57
430 Repairs and Maintenance Services	5,607.48
Total Purchased Property Services	\$9,854.05
500 Other Purchased Services	
510 Student Transportation Services	28,675.23
580 Travel	13,356.20
599 Other Miscellaneous Purchased Services	3,610.25
Total Other Purchased Services	\$45,641.68
600 Supplies	
610 General Supplies	50,862.79
630 Food	1,170.00
640 Books and Periodicals	183.00
650 Supplies & Fees – Technology Related	655.00
Total Supplies	\$52,870.79
700 Property	
752 Capital Equipment – Original and Additional	10,929.70
790 Other Property	172.00
Total Property	\$11,101.70
800 Other Objects	
810 Dues and Fees	7,624.40
890 Miscellaneous Expenditures	5,500.00
Total Other Objects	\$13,124.40
Total 3000 Operation of Non-Instructional Services	\$411,900.96

General Fund (10)

3200 Student Activities

Elementary

Secondary

Federal

Total

100 Personnel Services – Salaries

100 Personnel Services – Salaries

163,412.45

Total Personnel Services – Salaries

\$163,412.45

200 Personnel Services – Employee Benefits

220 Social Security Contributions

12,628.70

230 PSERS Retirement Contributions

45,589.90

260 Workers' Compensation

351.84

Total Personnel Services – Employee Benefits

\$58,570.44

300 Purchased Professional and Technical Services

324 Professional Educational Services – Employee Training and Development Services

594.00

330 Other Professional Services

27,052.95

340 Technical Services

990.00

390 Other Purchased Professional and Technical Services

28,688.50

Total Purchased Professional and Technical Services

\$57,325.45

400 Purchased Property Services

410 Cleaning Services

4,246.57

430 Repairs and Maintenance Services

5,607.48

Total Purchased Property Services

\$9,854.05

500 Other Purchased Services

510 Student Transportation Services

28,675.23

580 Travel

13,356.20

599 Other Miscellaneous Purchased Services

3,610.25

Total Other Purchased Services

\$45,641.68

600 Supplies

610 General Supplies

50,862.79

630 Food

1,170.00

640 Books and Periodicals

183.00

650 Supplies & Fees – Technology Related

655.00

Total Supplies

\$52,870.79

700 Property

752 Capital Equipment – Original and Additional

10,929.70

790 Other Property

172.00

Total Property

\$11,101.70

800 Other Objects

810 Dues and Fees

7,624.40

Total Other Objects

\$7,624.40

Total 3200 Student Activities

\$406,400.96

General Fund (10)

3300 Community Services

Elementary

Secondary

Federal

Total

800 Other Objects

890 Miscellaneous Expenditures

5,500.00

Total Other Objects

\$5,500.00

Total 3300 Community Services

\$5,500.00

General Fund (10)

5000 Other Expenditures and Financing Uses

Total

800 Other Objects

830 Interest 76,970.66

Total Other Objects \$76,970.66

900 Other Uses of Funds

910 Redemption of Principal 180,000.00

930 Fund Transfers 128,751.30

932 Capital Reserve Fund Transfers Applicable To Fund 32 700,000.00

Total Other Uses of Funds \$1,008,751.30

Total 5000 Other Expenditures and Financing Uses \$1,085,721.96

General Fund (10)

	<u>Elementary</u>	<u>Secondary</u>	<u>Federal</u>	<u>Total</u>
5100 Debt Service / Other Expenditures and Financing Uses				
800 Other Objects				
830 Interest				76,970.66
Total Other Objects				\$76,970.66
900 Other Uses of Funds				
910 Redemption of Principal				180,000.00
Total Other Uses of Funds				\$180,000.00
Total 5100 Debt Service / Other Expenditures and Financing Uses				\$256,970.66

General Fund (10)

	<u>Elementary</u>	<u>Secondary</u>	<u>Federal</u>	<u>Total</u>
5110 Debt Service				
800 Other Objects				
830 Interest				4,050.00
Total Other Objects				\$4,050.00
900 Other Uses of Funds				
910 Redemption of Principal				135,000.00
Total Other Uses of Funds				\$135,000.00
Total 5110 Debt Service				\$139,050.00

General Fund (10)

	<u>Elementary</u>	<u>Secondary</u>	<u>Federal</u>	<u>Total</u>
5120 Debt Service – Refunded Bonds				
800 Other Objects				
830 Interest				72,920.66
Total Other Objects				\$72,920.66
900 Other Uses of Funds				
910 Redemption of Principal				45,000.00
Total Other Uses of Funds				\$45,000.00
Total 5120 Debt Service – Refunded Bonds				\$117,920.66

General Fund (10)

	<u>Elementary</u>	<u>Secondary</u>	<u>Federal</u>	<u>Total</u>
5200 Interfund Transfers – Out				
900 <u>Other Uses of Funds</u>				
930 Fund Transfers				128,751.30
932 Capital Reserve Fund Transfers Applicable To Fund 32				700,000.00
Total Other Uses of Funds				\$828,751.30
Total 5200 Interfund Transfers – Out				\$828,751.30

General Fund (10)

5230 Capital Projects Fund Transfers

Elementary

Secondary

Federal

Total

900 Other Uses of Funds

932 Capital Reserve Fund Transfers Applicable To Fund 32

700,000.00

Total Other Uses of Funds

\$700,000.00

Total 5230 Capital Projects Fund Transfers

\$700,000.00

General Fund (10)

5250 Enterprise Fund Transfers

Elementary

Secondary

Federal

Total

900 Other Uses of Funds

930 Fund Transfers

128,751.30

Total Other Uses of Funds

\$128,751.30

Total 5250 Enterprise Fund Transfers

\$128,751.30

Capital Reserve Fund - § 1431 (32)

4000 Facilities Acquisition, Construction and Improvement Services

Total

300 Purchased Professional and Technical Services

330 Other Professional Services

5,220.42

Total Purchased Professional and Technical Services

\$5,220.42

700 Property

752 Capital Equipment – Original and Additional

12,040.58

Total Property

\$12,040.58

Total 4000 Facilities Acquisition, Construction and Improvement Services

\$17,261.00

Capital Reserve Fund - § 1431 (32)

4600 Existing Building Improvement Services

Elementary

Secondary

Federal

Total

300 Purchased Professional and Technical Services

330 Other Professional Services

5,220.42

Total Purchased Professional and Technical Services

\$5,220.42

700 Property

752 Capital Equipment – Original and Additional

12,040.58

Total Property

\$12,040.58

Total 4600 Existing Building Improvement Services

\$17,261.00

	<u>General Fund(10)</u>	<u>Public Purpose Trust(27)</u>	<u>Other Compt Approved (28)</u>	<u>Athletic / Activity(29)</u>	<u>Capital Reserve (690. 1850)(31)</u>
1000 Instruction					
1100 Regular Programs - Elementary / Secondary	7,510,745.66				
1200 Special Programs - Elementary / Secondary	2,466,116.75				
1300 Vocational Education	424,903.91				
1400 Other Instructional Programs - Elementary / Secondary	237.07				
Total Instruction	\$10,402,003.39				
2000 Support Services					
2100 Support Services - Students	333,275.20				
2200 Support Services - Instructional Staff	380,050.22				
2300 Support Services - Administration	1,153,073.01				
2400 Support Services - Pupil Health	219,346.12				
2500 Support Services - Business	363,461.74				
2600 Operation and Maintenance of Plant Services	1,992,528.86				
2700 Student Transportation Services	1,244,139.97				
2800 Support Services - Central	183,786.95				
2900 Other Support Services	11,442.16				
Total Support Services	\$5,881,104.23				
3000 Operation of Non-Instructional Services					
3200 Student Activities	406,400.96				
3300 Community Services	5,500.00				
Total Operation of Non-Instructional Services	\$411,900.96				
4000 Facilities Acquisition, Construction and Improvement Services					
4600 Existing Building Improvement Services					
Total Facilities Acquisition, Construction and Improvement					
5000 Other Expenditures and Financing Uses					
5100 Debt Service / Other Expenditures and Financing Uses	256,970.66				
5200 Interfund Transfers - Out	828,751.30				
Total Other Expenditures and Financing Uses	\$1,085,721.96				
TOTAL ACTUAL EXPENDITURES & OTHER FINANCING USES	\$17,780,730.54				

	<u>Capital Reserve (1431)(32)</u>	<u>Other Capital Projects Fund(39)</u>	<u>Debt Service(40)</u>	<u>Permanent(90)</u>	<u>Total</u>
1000 Instruction					
1100 Regular Programs - Elementary / Secondary					7,510,745.66
1200 Special Programs - Elementary / Secondary					2,466,116.75
1300 Vocational Education					424,903.91
1400 Other Instructional Programs - Elementary / Secondary					237.07
Total Instruction					\$10,402,003.39
2000 Support Services					
2100 Support Services - Students					333,275.20
2200 Support Services - Instructional Staff					380,050.22
2300 Support Services - Administration					1,153,073.01
2400 Support Services - Pupil Health					219,346.12
2500 Support Services - Business					363,461.74
2600 Operation and Maintenance of Plant Services					1,992,528.86
2700 Student Transportation Services					1,244,139.97
2800 Support Services - Central					183,786.95
2900 Other Support Services					11,442.16
Total Support Services					\$5,881,104.23
3000 Operation of Non-Instructional Services					
3200 Student Activities					406,400.96
3300 Community Services					5,500.00
Total Operation of Non-Instructional Services					\$411,900.96
4000 Facilities Acquisition, Construction and Improvement Services					
4600 Existing Building Improvement Services		17,261.00			17,261.00
Total Facilities Acquisition, Construction and Improvement		\$17,261.00			\$17,261.00
5000 Other Expenditures and Financing Uses					
5100 Debt Service / Other Expenditures and Financing Uses					256,970.66
5200 Interfund Transfers - Out					828,751.30
Total Other Expenditures and Financing Uses					\$1,085,721.96
TOTAL ACTUAL EXPENDITURES & OTHER FINANCING USES		\$17,261.00			\$17,797,991.54

PSERS Salary Data (Salary Data should relate to the General Fund only)

Amount Description	Amount
Total Salary Base for salaries subject to PSERS withholding	6,610,157.00
Total Federally Funded salaries subject to PSERS withholding	87,253.00
	<hr/>

Title I Expenditure Data

Amount Description	Amount
Expenditures Funded with Current Title I Funds	152,195.00
Expenditures Funded with Carry over Title I Funds	
	<hr/>
Total Title I Expenditure Data	\$152,195.00
	<hr/>

Benefits for Staff Relative to Collective Bargaining Agreements

	OBJECT	COVERED	NOT COVERED	TOTAL
10 General Fund	No Self Insurance data to report			
	211 Medical Insurance	1,967,691.00	96,866.00	2,064,557.00
	212 Dental Insurance	51,184.00	3,625.00	54,809.00
	215 Eye Care Insurance	9,951.00	1,089.00	11,040.00
	216 Prescription Insurance			
	271 Self-Insurance Medical Benefits			
	272 Self-Insurance Dental Benefits			
	275 Self-Insurance Eye Care Benefits			
	276 Self-Insurance Prescription Benefits			
	FUND TOTAL	\$2,028,826.00	\$101,580.00	\$2,130,406.00
50 Enterprise Fund	No Self Insurance data to report			
	211 Medical Insurance			
	212 Dental Insurance			
	215 Eye Care Insurance			
	216 Prescription Insurance			
	271 Self-Insurance Medical Benefits			
	272 Self-Insurance Dental Benefits			
	275 Self-Insurance Eye Care Benefits			
	276 Self-Insurance Prescription Benefits			
	FUND TOTAL			
60 Internal Service Fund	No Self Insurance data to report			
	211 Medical Insurance			
	212 Dental Insurance			
	215 Eye Care Insurance			
	216 Prescription Insurance			
	271 Self-Insurance Medical Benefits			
	272 Self-Insurance Dental Benefits			
	275 Self-Insurance Eye Care Benefits			
	276 Self-Insurance Prescription Benefits			
	FUND TOTAL			
Total of All Funds		\$2,028,826.00	\$101,580.00	\$2,130,406.00

LEA : 101632403 Fort Cherry SD

Printed 11/26/2018 11:07:19 AM

Function	Special Education (Prior Year)	Nonspecial Education (Prior Year)	Total (Prior Year)	Special Education (Current Year)	Nonspecial Education (Current Year)	Total (Current Year)
2120 Guidance Services		345,177.00	345,177.00		333,275.20	333,275.20
2140 Psychological Services						
2150 Speech Pathology and Audiology Services						
2160 Social Work Services						
2260 Instruction and Curriculum Development Services	138,400.14		138,400.14	146,111.51		146,111.51
2350 Legal and Accounting Services		75,182.74	75,182.74		55,709.73	55,709.73
2420 Medical Services		112.00	112.00	112.00		112.00
2440 Nursing Services		203,739.91	203,739.91		219,008.37	219,008.37
2700 Student Transportation Services	68,587.22	1,156,478.86	1,225,066.08	150,570.10	1,093,569.87	1,244,139.97
Total	\$206,987.36	\$1,780,690.51	\$1,987,677.87	\$296,793.61	\$1,701,563.17	\$1,998,356.78

(PRINCIPAL AMOUNTS ONLY)

GOVERNMENTAL FUNDS/ ACTIVITIES

	Short-Term Borrowing	General Obligation Bonds/Notes	Authority Building Obligations	Other Long-Term Debt	Other Post-Employment Benefits (OPEB)	Compensated Absences	Net Pension Liability	Total
1. Debt at Beginning of Fiscal Year		3,520,000.00			653,417.00	480,124.00	28,113,513.00	32,767,054.00
2. Additional Debt Incurred During Year								
3. Retirements and Repayments		180,000.00				49,386.00	442,119.00	671,505.00
4. Debt at End of Fiscal Year		3,340,000.00			653,417.00	430,738.00	27,671,394.00	32,095,549.00
5. Accreted Interest at End Of Fiscal Year								
6. Total Debt and Accreted Interest		3,340,000.00			653,417.00	430,738.00	27,671,394.00	32,095,549.00
7. Current Portion P&I - Due within 1 year		248,437.50						248,437.50
8. Interest Paid during current fiscal year		76,987.50						76,987.50

(PRINCIPAL AMOUNTS ONLY)

PROPRIETARY FUNDS

	Short-Term Borrowing	General Obligation Bonds/Notes	Authority Building Obligations	Other Long-Term Debt	Other Post-Employment Benefits (OPEB)	Compensated Absences	Net Pension Liability	Total
1. Debt at Beginning of Fiscal Year						32,946.00	926,487.05	959,433.05
2. Additional Debt Incurred During Year						1,178.00	47,118.72	48,296.72
3. Retirements and Repayments								
4. Debt at End of Fiscal Year						34,124.00	973,605.77	1,007,729.77
5. Accreted Interest at End Of Fiscal Year								
6. Total Debt and Accreted Interest						34,124.00	973,605.77	1,007,729.77
7. Current Portion P&I - Due within 1 year								
8. Interest Paid during current fiscal year								

Total Principal and Interest Payments Made by Your School - All Funds

Function	Fund		Principal (910)	Principal (920)	Interest (830)	Total (Principal +Interest)	Misc Other Uses (990)
5110	10	General Fund	135,000.00		4,050.00	139,050.00	
5110	20	Special Revenue Funds					
5110	30	Capital Projects Funds					
5110	40	Debt Service Fund					
5110	90	Permanent Fund					
5120	10	General Fund	45,000.00		72,920.66	117,920.66	
5120	20	Special Revenue Funds					
5120	30	Capital Projects Funds					
5120	40	Debt Service Fund					

Total Debt Payments - Governmental Funds			\$180,000.00		\$76,970.66	\$256,970.66	
---	--	--	---------------------	--	--------------------	---------------------	--

Function	Fund		Principal (910)	Principal (920)	Interest (830)	Total (Principal +Interest)
5110	50	Enterprise Fund				
5110	60	Internal Service Fund				
5120	50	Enterprise Fund				
5120	60	Internal Service Fund				

Total Debt Payments - Proprietary Funds						
--	--	--	--	--	--	--

Debt Details
Governmental Funds/ Activities

Debt Category	Debt Issue Date (MM/YYYY)	Principal Amounts Only			Debt at End of Fiscal Year	Current Portion Due Within One Year (Principal and Interest)	Interest Paid During Fiscal Year
		Debt at Beginning of Fiscal Year	Additions	Reductions / Repayments			
General Obligation Bonds/Notes – CIB	9/2016	3,250,000.00		45,000.00	3,205,000.00	112,087.50	72,937.50
General Obligation Bonds/Notes – CIB	7/2013	270,000.00		135,000.00	135,000.00	136,350.00	4,050.00
Compensated Absences		480,124.00		49,386.00	430,738.00		
Other Post-Employment Benefits (OPEB)		653,417.00			653,417.00		
Net Pension Liability		28,113,513.00		442,119.00	27,671,394.00		
Totals for Debt Entered:		\$32,767,054.00		\$671,505.00	\$32,095,549.00	\$248,437.50	\$76,987.50

Bond Details
Proprietary Funds

Debt Category	Debt Issue Date (MM/YYYY)	Principal Amounts Only			Debt at End of Fiscal Year	Current Portion Due Within One Year (Principal and Interest)	Interest Paid During Fiscal Year
		Debt at Beginning of Fiscal Year	Additions	Reductions / Repayments			
Compensated Absences		32,946.00	1,178.00		34,124.00		
Net Pension Liability		926,487.05	47,118.72		973,605.77		
Totals for Debt Entered:		\$959,433.05	\$48,296.72		\$1,007,729.77		

General Fund (10)

Section 1: Tuition/Purchased Services as Reported within Expenditure Detail

	Amount
Tuition Reported in General Fund Expenditures 1000-560	846,213.72
Purchased Services in General Fund Expenditures 1000-594 and 1000-597	833.44
Section 1 Total	\$847,047.16

Section 2: Tuition Paid to Institution Types During Fiscal Year

	Tuition Paid For Nonspecial Education	Tuition Paid For Special Education	Total
1 1306 Institutions			
2 Institutionalized Children's Programs			
3 Juveniles Incarcerated in Adult Facilities			
4 Residential Treatment Facilities			
5 Other Local Education Agencies	2,880.99		2,880.99
6 Brick and Mortar Charter Schools			
7 Cyber Charter Schools	323,808.23		323,808.23
8 Career and Technology Centers	195,193.89		195,193.89
9 Approved Private Schools		93,965.83	93,965.83
10 PA Chartered Schools for the Deaf and Blind			
11 Private Residential Rehabilitative Institutions	10,088.35	(604.36)	9,483.99
12 Juvenile Detention Centers			
13 Special Program Jointures			
14 Other Tuition Not Included Elsewhere In This Section		221,714.23	221,714.23
Section 2 Total	\$531,971.46	\$315,075.70	\$847,047.16